

Biotinylated Human Integrin alpha V beta 5 (ITGAV&ITGB5) Heterodimer Protein



Cat. No. ITG-HM4V5B

Description

| | |
|-------------------------|--|
| Source | Recombinant Biotinylated Human Integrin alpha V beta 5 (ITGAV&ITGB5) Heterodimer Protein is expressed from HEK293 with His tag and Avi tag at the C-Terminus. It contains Phe31-Val992(ITGAV) acidic tail & Gly24-Asn719(ITGB5) basic tail. |
| Accession | P06756-1(ITGAV)&P18084(ITGB5) |
| Molecular Weight | The protein has a predicted MW of 114 kDa (ITGAV) & 81.4 kDa (ITGB5). Due to glycosylation, the protein migrates to 85-140 kDa based on Bis-Tris PAGE result. |
| Endotoxin | Less than 1EU per µg by the LAL method. |
| Purity | > 95% as determined by Bis-Tris PAGE > 95% as determined by HPLC |

Formulation and Storage

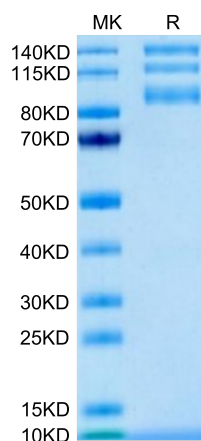
| | |
|-----------------------|---|
| Formulation | Lyophilized from 0.22µm filtered solution in PBS (pH 7.4). Normally 8% trehalose is added as protectant before lyophilization. |
| Reconstitution | Centrifuge the tube before opening. Reconstituting to a concentration more than 100 µg/ml is recommended. Dissolve the lyophilized protein in distilled water. |
| Storage | -20 to -80°C for 12 months as supplied from date of receipt. -80°C for 3 months after reconstitution. Recommend to aliquot the protein into smaller quantities for optimal storage. Please minimize freeze-thaw cycles. |

Background

Integrin ITGAV & ITGB5 is a type of integrin that binds to matrix macromolecules and proteinases and thereby stimulates angiogenesis. However, it inhibits angiogenesis. It consists of two components, integrin alpha V and integrin beta 5. Integrin ITGAV & ITGB5 is a receptor for fibronectin. It recognizes the sequence R-G-D in its ligand. (Microbial infection) Integrin ITGAV & ITGB5 acts as a receptor for adenovirus type C.

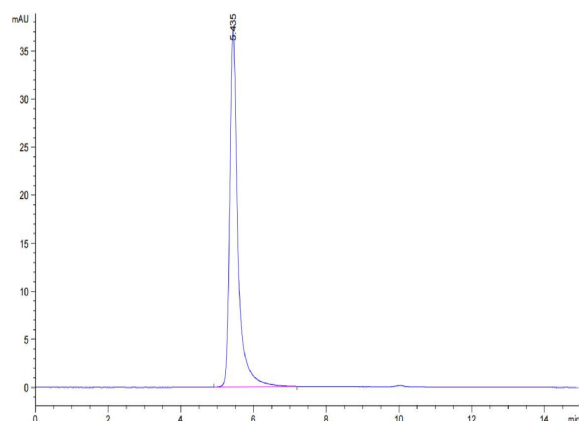
Assay Data

Bis-Tris PAGE



Biotinylated Human ITGAV&ITGB5 on Bis-Tris PAGE under reduced condition. The purity is greater than 95%.

SEC-HPLC



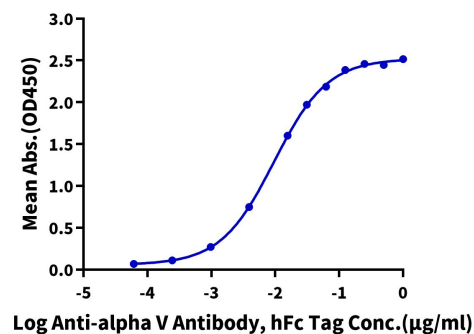
The purity of Biotinylated Human ITGAV&ITGB5 is greater than 95% as determined by SEC-HPLC.

Assay Data

ELISA Data

Biotinylated Human ITGAV&ITGB5, His-Avi Tag ELISA

0.1µg Biotinylated Human ITGAV&ITGB5, His-Avi Tag Per Well



Immobilized Biotinylated Human ITGAV&ITGB5, His Tag at 1µg/ml (100µl/Well) on streptavidin (5µg/ml) precoated plate. Dose response curve for Anti-alpha V Antibody, hFc Tag with the EC50 of 9.6ng/ml determined by ELISA (QC Test).