

# Human MADCAM1 Protein

Cat. No. MCM-HM201

## Description

<b>Source</b>	Recombinant Human MADCAM1 Protein is expressed from HEK293 with hFc tag at the C-Terminus. It contains Gln19-Gln317.
<b>Accession</b>	Q13477-1
<b>Molecular Weight</b>	The protein has a predicted MW of 58.17 kDa. Due to glycosylation, the protein migrates to 75-95 kDa based on Bis-Tris PAGE result.
<b>Endotoxin</b>	Less than 1EU per $\mu\text{g}$ by the LAL method.
<b>Purity</b>	> 95% as determined by Bis-Tris PAGE > 95% as determined by HPLC

## Formulation and Storage

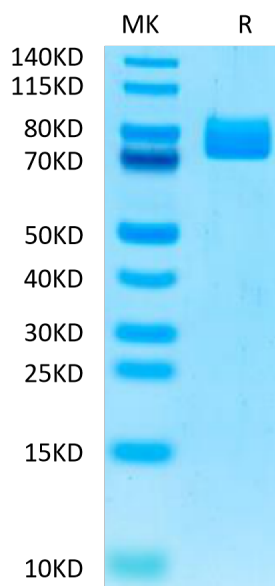
<b>Formulation</b>	Lyophilized from 0.22 $\mu\text{m}$ filtered solution in PBS (pH 7.4). Normally 8% trehalose is added as protectant before lyophilization.
<b>Reconstitution</b>	Centrifuge the tube before opening. Reconstituting to a concentration more than 100 $\mu\text{g}/\text{ml}$ is recommended. Dissolve the lyophilized protein in distilled water.
<b>Storage</b>	-20 to -80°C for 12 months as supplied from date of receipt. -80°C for 3 months after reconstitution. Recommend to aliquot the protein into smaller quantities for optimal storage. Please minimize freeze-thaw cycles.

## Background

Mucosal addressin cell adhesion molecule-1 (MAdCAM-1) contributes to the recruitment of donor T cells into the mucosal tissues of the recipient after allogeneic hematopoietic stem cell transplantation (aHSCT). The aim of our study was to determine whether selected single nucleotide polymorphisms (SNPs) of the MADCAM1 gene are associated with development of serious complications after aHSCT.

## Assay Data

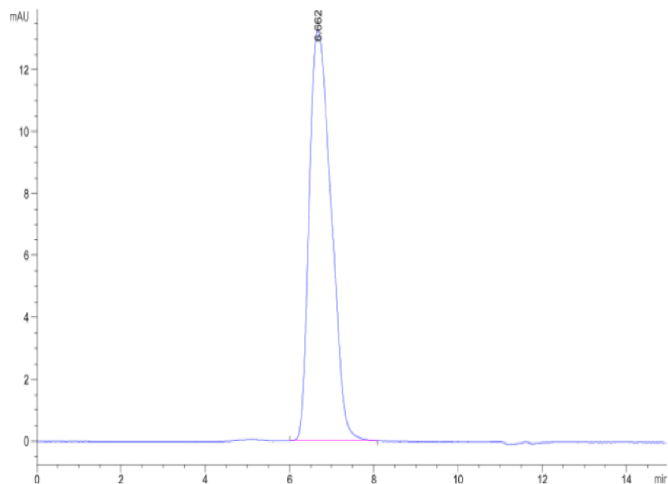
### Bis-Tris PAGE



Human MADCAM1 on Bis-Tris PAGE under reduced condition. The purity is greater than 95%.

### SEC-HPLC

Assay Data

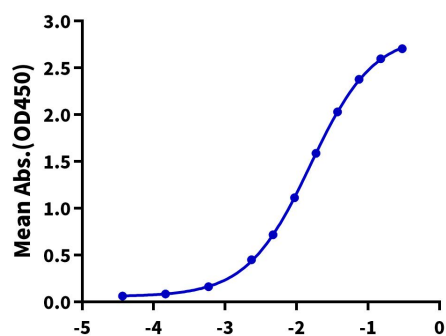


The purity of Human MADCAM1 is greater than 95% as determined by SEC-HPLC.

ELISA Data

**Human MADCAM1, hFc Tag ELISA**

0.1µg Human MADCAM1, hFc Tag Per Well



Immobilized Human MADCAM1, hFc Tag at 1µg/ml (100µl/Well) on the plate. Dose response curve for Biotinylated Anti-MADCAM1 Antibody, hFc Tag with the EC50 of 15.5ng/ml determined by ELISA (QC Test).