

Cynomolgus MICA Protein

Cat. No. MIC-CM10A



Description

Source	Recombinant Cynomolgus MICA Protein is expressed from HEK293 with His tag at the C-Terminus. It contains Glu1-Trp284.
Accession	AAO24115.1
Molecular Weight	The protein has a predicted MW of 33.53 kDa. Due to glycosylation, the protein migrates to 48-58 kDa based on Bis-Tris PAGE result.
Endotoxin	Less than 1EU per μg by the LAL method.
Purity	> 95% as determined by Bis-Tris PAGE > 95% as determined by HPLC

Formulation and Storage

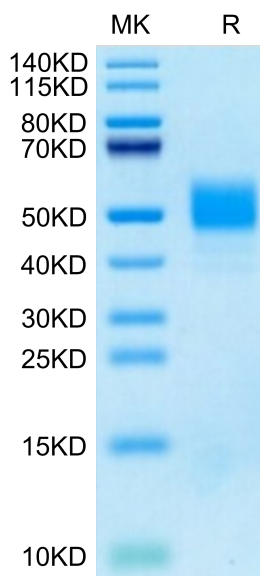
Formulation	Supplied as 0.22 μm filtered solution in PBS (pH 7.4).
Storage	Valid for 12 months from date of receipt when stored at -80°C. Recommend to aliquot the protein into smaller quantities for optimal storage. Please minimize freeze-thaw cycles.

Background

MICA (MHC class I chain-related gene A) is a transmembrane glycoprotein that functions as a ligand for human NKG2D. A closely related protein, MICB, shares 85% amino acid identity with MICA. These proteins are distantly related to the MHC class I proteins. They possess three extracellular Iglike domains, but they have no capacity to bind peptide or interact with beta 2-microglobulin..

Assay Data

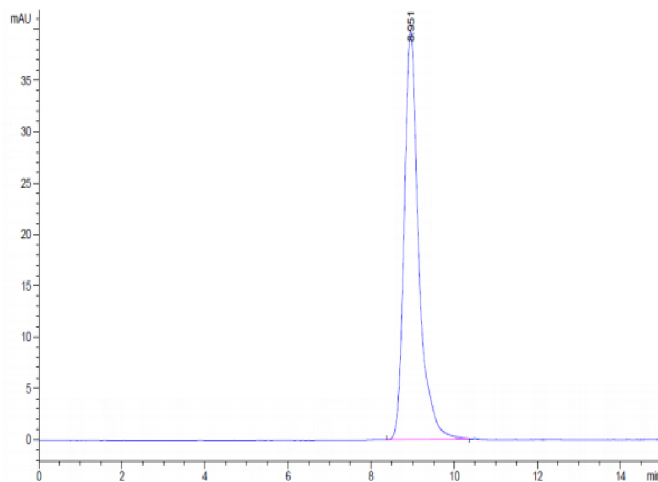
Bis-Tris PAGE



Cynomolgus MICA on Bis-Tris PAGE under reduced condition. The purity is greater than 95%.

SEC-HPLC

Assay Data

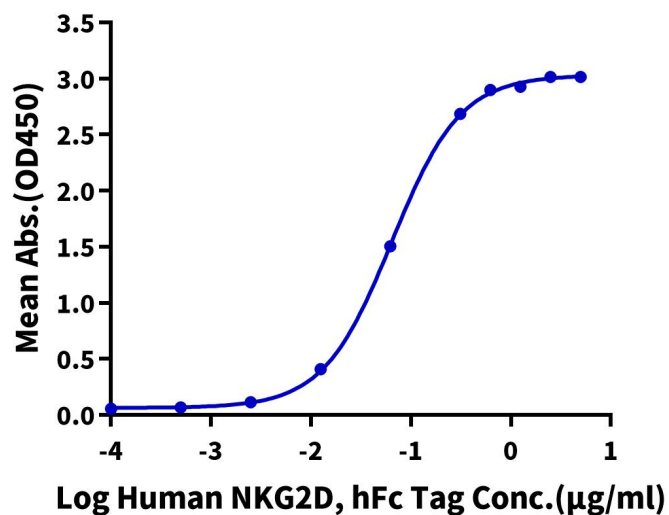


The purity of Cynomolgus MICA is greater than 95% as determined by SEC-HPLC.

ELISA Data

Cynomolgus MICA, His Tag ELISA

0.5µg Cynomolgus MICA, His Tag Per Well



Immobilized Cynomolgus MICA, His Tag at 5µg/ml (100µl/well) on the plate. Dose response curve for Human NKG2D, hFc Tag with the EC50 of 64.5ng/ml determined by ELISA (QC Test).