

Biotinylated Human MSLN/Mesothelin Protein, Ultra Low Endotoxin



Cat. No. MSL-HM481B-UL

Description

Source	Recombinant Biotinylated Human MSLN/Mesothelin Protein is expressed from HEK293 with His tag and Avi tag at the C-terminus. It contains Glu296-Thr600.
Accession	Q13421-3
Molecular Weight	The protein has a predicted MW of 37.20 kDa. Due to glycosylation, the protein migrates to 45-60 kDa based on Bis-Tris PAGE result.
Endotoxin	Less than 0.01 EU per µg by the LAL method.
Purity	> 95% as determined by Bis-Tris PAGE > 95% as determined by HPLC

Formulation and Storage


Formulation	Lyophilized from 0.22 µm filtered solution in PBS (pH 7.4). Normally 8% trehalose is added as protectant before lyophilization.
Reconstitution	Dissolve the lyophilized protein in distilled water. Please refer to the Certificate of Analysis for detailed instructions.
Storage	-20 to -80°C for 12 months as supplied from date of receipt. -80°C for 3 months after reconstitution. Recommend to aliquot the protein into smaller quantities for optimal storage. Please minimize freeze-thaw cycles.

Background

Mesothelin, also known as MSLN, is a protein that in humans is encoded by the MSLN gene. Cloning studies showed that the mesothelin gene encodes a precursor protein that is processed to yield mesothelin which is attached to the cell membrane by a glycoposphatidylinositol linkage and a 31-kDa shed fragment named megakaryocyte-potentiating factor (MPF). Although it has been proposed that mesothelin may be involved in cell adhesion, its biological function is not known. A knockout mouse line that lacks mesothelin reproduces and develops normally.

Assay Data

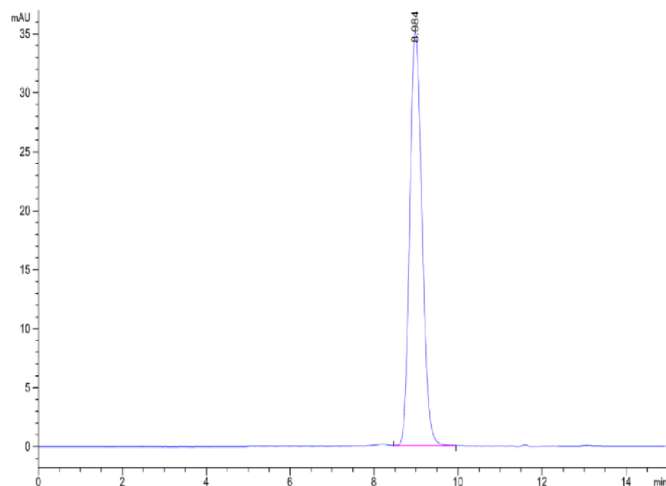
Bis-Tris PAGE



Biotinylated Human MSLN on Bis-Tris PAGE under reduced condition. The purity is greater than 95%.

SEC-HPLC

Assay Data

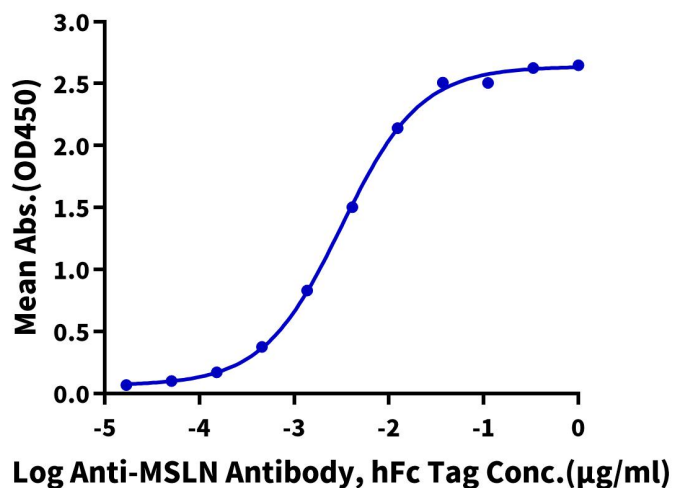


The purity of Biotinylated Human MSLN is greater than 95% as determined by SEC-HPLC.

ELISA Data

Biotinylated Human MSLN, His Avi Tag ELISA

0.05µg Biotinylated Human MSLN, His Avi Tag Per Well



Immobilized Biotinylated Human MSLN, His Avi Tag at 0.5µg/ml (100µl/well) on the streptavidin precoated plate(5µg/ml). Dose response curve for Anti-MSLN Antibody, hFc Tag with the EC50 of 3.2ng/ml determined by ELISA.