

Human MUC18/CD146 Protein

Cat. No. MUC-HM118

Description

Source	Recombinant Human MUC18/CD146 Protein is expressed from HEK293 with His tag at the C-Terminus. It contains Val24-Gly559.
Accession	P43121
Molecular Weight	The protein has a predicted MW of 60.8 kDa. Due to glycosylation, the protein migrates to 80-110 kDa based on Tris-Bis PAGE result.
Endotoxin	Less than 1EU per µg by the LAL method.
Purity	> 95% as determined by Tris-Bis PAGE > 95% as determined by HPLC

Formulation and Storage

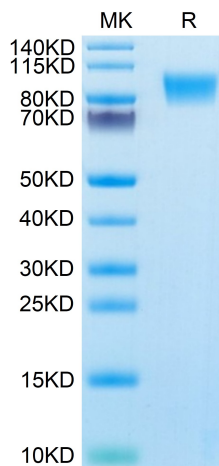
Formulation	Lyophilized from 0.22µm filtered solution in PBS (pH 7.4). Normally 8% trehalose is added as protectant before lyophilization.
Reconstitution	Centrifuge the tube before opening. Reconstituting to a concentration more than 100 µg/ml is recommended. Dissolve the lyophilized protein in distilled water.
Storage	-20 to -80°C for 12 months as supplied from date of receipt. -20 to -80°C for 3-6 months in unopened state after reconstitution. 2-8°C for 2-7 days after reconstitution. Recommend to aliquot the protein into smaller quantities for optimal storage. Please minimize freeze-thaw cycles.

Background

METCAM/MUC18 is an integral membrane cell adhesion molecule (CAM) in the Ig-like gene super-family. It can carry out common functions of CAMs which is to perform intercellular interactions and interaction of cell with extracellular matrix in tumor microenvironment, to interact with various signaling pathways and to regulate general behaviors of cells. The above positive correlation is fortuitous; actually METCAM/MUC18 acts as a tumor and metastasis suppressor for the ovarian carcinoma cells.

Assay Data

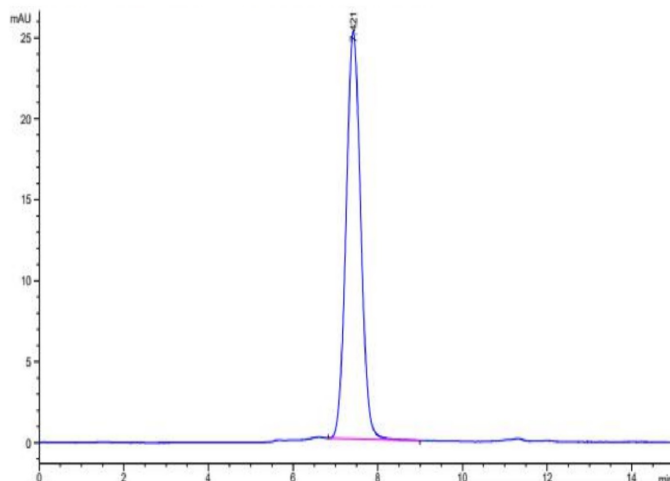
Tris-Bis PAGE



Human MUC18/CD146 on Tris-Bis PAGE under reduced condition. The purity is greater than 95%.

SEC-HPLC

Assay Data

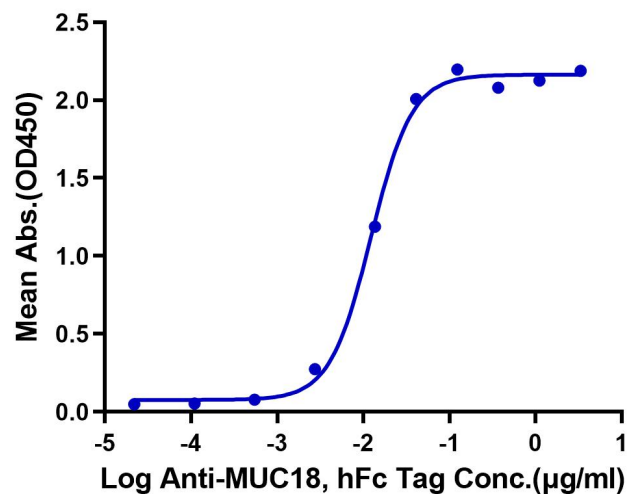


The purity of Human MUC18/CD146 is greater than 95% as determined by SEC-HPLC.

ELISA Data

Human MUC18, His Tag ELISA

0.05µg Human MUC18, His Tag Per Well



Immobilized Human MUC18, His Tag at 0.5µg/ml (100µl/well) on the plate. Dose response curve for Anti-MUC18, hFc Tag with the EC50 of 12.3ng/ml determined by ELISA.