

Biotinylated Human CA125/MUC16 Protein

Cat. No. MUC-HM416B

Description

| | |
|-------------------------|---|
| Source | Recombinant Biotinylated Human CA125/MUC16 Protein is expressed from HEK293 with His tag and Avi tag at the C-Terminus. It contains Gly12660-Met12923. |
| Accession | Q8WXI7 |
| Molecular Weight | The protein has a predicted MW of 31.3 kDa. Due to glycosylation, the protein migrates to 52-80 kDa based on Bis-Tris PAGE result. |
| Endotoxin | Less than 1EU per µg by the LAL method. |
| Purity | > 95% as determined by Bis-Tris PAGE > 90% as determined by HPLC |

Formulation and Storage

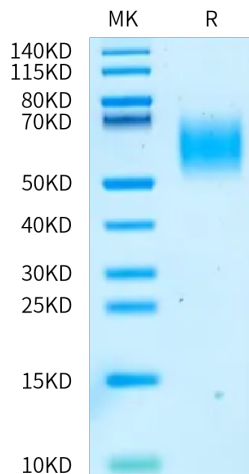
| | |
|-----------------------|---|
| Formulation | Lyophilized from 0.22µm filtered solution in PBS (pH 7.4). Normally 8% trehalose is added as protectant before lyophilization. |
| Reconstitution | Centrifuge the tube before opening. Reconstituting to a concentration more than 100 µg/ml is recommended. Dissolve the lyophilized protein in distilled water. |
| Storage | -20 to -80°C for 12 months as supplied from date of receipt. -80°C for 3 months after reconstitution. Recommend to aliquot the protein into smaller quantities for optimal storage. Please minimize freeze-thaw cycles. |

Background

MUC16, also known as the CA125 antigen, is a mucin protein that may be found in type I transmembrane or secreted forms that are used monitor the progress of epithelial ovarian cancer therapy. Thought to provide a protective, lubricating barrier against particles and infectious agents at mucosal surfaces. Binding to MSLN mediates heterotypic cell adhesion. This may contribute to the metastasis of ovarian cancer to the peritoneum by initiating cell attachment to the mesothelial epithelium via binding to MSLN.

Assay Data

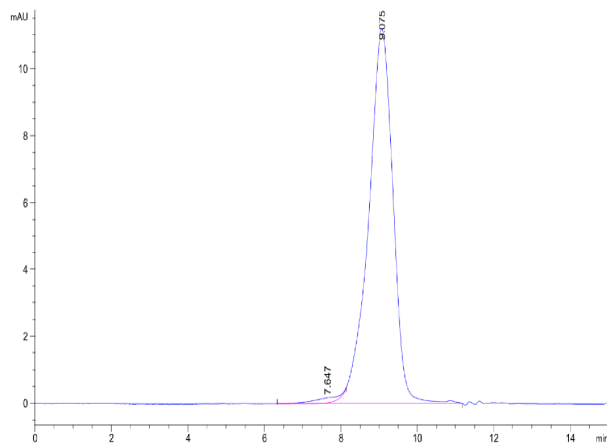
Bis-Tris PAGE



Biotinylated Human CA125 on Bis-Tris PAGE under reduced conditions. The purity is greater than 95%.

SEC-HPLC

Assay Data



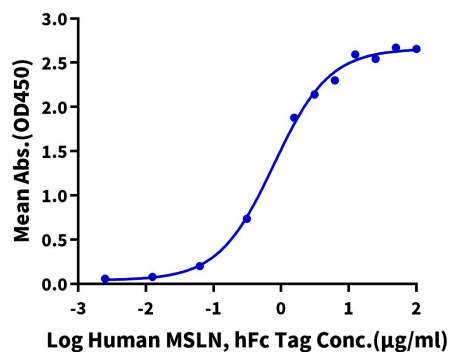
The purity of Biotinylated Human CA125 is greater than 90% as determined by SEC-HPLC.

Assay Data

ELISA Data

Biotinylated Human CA125, His Avi Tag ELISA

0.5µg Biotinylated Human CA125, His Avi Tag Per Well



Immobilized Biotinylated Human CA125, His Avi Tag at 5µg/ml(100µl/well) on the streptavidin precoated plate (5µg/ml). Dose response curve for Human MSLN, hFc Tag with the EC50 of 0.78µg/ml determined by ELISA.