

Biotinylated Human Nectin-4 Protein, Ultra Low Endotoxin

Cat. No. NEC-HM404B-UL

Description

Source	Recombinant Biotinylated Human Nectin-4 Protein is expressed from HEK293 with His tag and Avi tag at the C-Terminus. It contains Gly32-Val351.
Accession	Q96NY8-1
Molecular Weight	The protein has a predicted MW of 37.2 kDa. Due to glycosylation, the protein migrates to 46-48 kDa based on Bis-Tris PAGE result.
Endotoxin	Less than 0.01 EU per µg by the LAL method.
Purity	> 95% as determined by Bis-Tris PAGE > 95% as determined by HPLC

Formulation and Storage

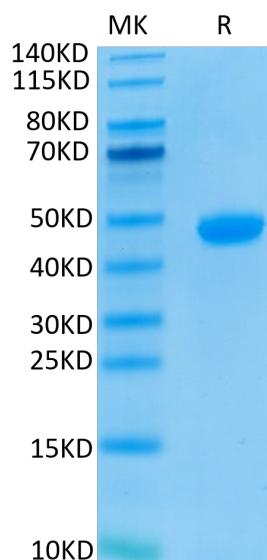
Formulation	Lyophilized from 0.22µm filtered solution in PBS (pH 7.4). Normally 8% trehalose is added as protectant before lyophilization.
Reconstitution	Dissolve the lyophilized protein in distilled water. Please refer to the Certificate of Analysis for detailed instructions.
Storage	-20 to -80°C for 12 months as supplied from date of receipt. -80°C for 3 months after reconstitution. Recommend to aliquot the protein into smaller quantities for optimal storage. Please minimize freeze-thaw cycles.

Background

NECTIN-4 [a poliovirus receptor-related-4 (pvrl-4) encoded protein] is a Ca²⁺ independent immunoglobulin-like protein. Along with other Nectins (Nectin-1, -2 and -3), it is primarily involved in cell-cell adhesion. In contrast to other Nectins, Nectin-4 is specifically enriched in the embryonic and placental tissues but its expression significantly declines in adult life.

Assay Data

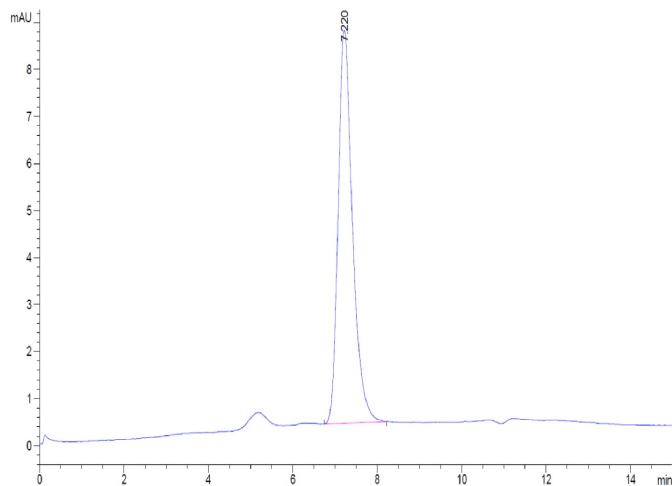
Bis-Tris PAGE



Biotinylated Human Nectin-4 on Bis-Tris PAGE under reduced conditions. The purity is greater than 95%.

SEC-HPLC

Assay Data

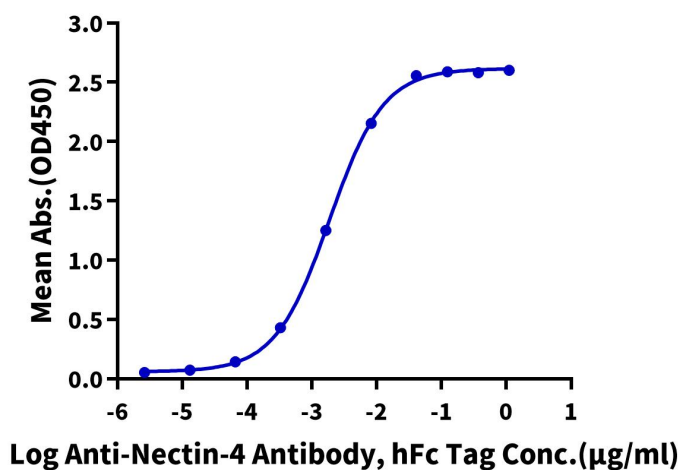


The purity of Biotinylated Human Nectin-4 is greater than 95% as determined by SEC-HPLC.

ELISA Data

Biotinylated Human Nectin-4, His Tag ELISA

0.05µg Biotinylated Human Nectin-4, His Tag Per Well



Immobilized Biotinylated Human Nectin-4, His Tag at 0.5µg/ml (100µl/well) on the streptavidin precoated plate (5µg/ml). Dose response curve for Anti-Nectin-4 Antibody, hFc Tag with the EC50 of 1.9ng/ml determined by ELISA.