

Mouse Nectin-2/CD112 Protein

Cat. No. NEC-MM102

Description

Source	Recombinant Mouse Nectin-2/CD112 Protein is expressed from HEK293 with His tag at the C-Terminus. It contains Gln32-Gly351.
Accession	P32507
Molecular Weight	The protein has a predicted MW of 35.7 kDa. Due to glycosylation, the protein migrates to 45-50 kDa based on Bis-Tris PAGE result.
Endotoxin	Less than 1EU per μg by the LAL method.
Purity	> 95% as determined by Bis-Tris PAGE > 95% as determined by HPLC

Formulation and Storage

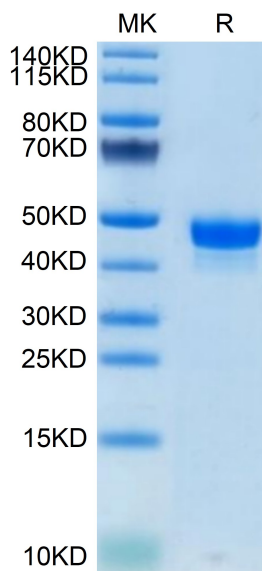
Formulation	Lyophilized from 0.22 μm filtered solution in PBS (pH 7.4). Normally 8% trehalose is added as protectant before lyophilization.
Reconstitution	Centrifuge the tube before opening. Reconstituting to a concentration more than 100 $\mu\text{g}/\text{ml}$ is recommended. Dissolve the lyophilized protein in distilled water.
Storage	-20 to -80°C for 12 months as supplied from date of receipt. -80°C for 3-6 months after reconstitution. 2-8°C for 2-7 days after reconstitution. Recommend to aliquot the protein into smaller quantities for optimal storage. Please minimize freeze-thaw cycles.

Background

Nectin-2 is an adhesion molecule that has been reported to play a role in tumor growth, metastasis and tumor angiogenesis. Nectin-2 expression in ovarian cancer may support tumor cell adhesion, leading to growth and lymph node metastasis. Effect of VEGF on Nectin-2 expression as well as permeability was investigated in HUVEC.

Assay Data

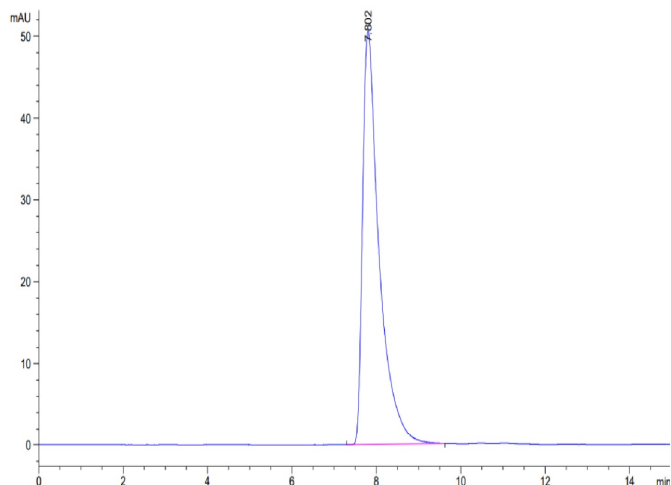
Bis-Tris PAGE



Mouse Nectin-2 on Bis-Tris PAGE under reduced condition. The purity is greater than 95%.

SEC-HPLC

Assay Data

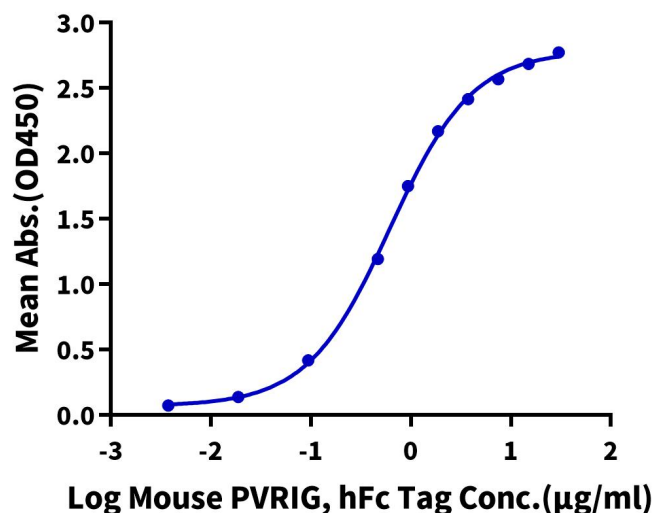


The purity of Mouse Nectin-2 is greater than 95% as determined by SEC-HPLC.

ELISA Data

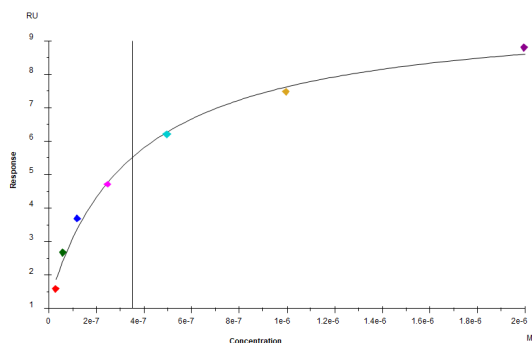
Mouse Nectin-2, His Tag ELISA

0.5µg Mouse Nectin-2, His Tag Per Well



Immobilized Mouse Nectin-2, His Tag at 5µg/ml (100µl/well) on the plate. Dose response curve for Mouse PVRIG, hFc Tag with the EC50 of 0.62µg/ml determined by ELISA (QC Test).

SPR Data



Mouse PVRIG, hFc Tag captured on CM5 Chip via Protein A can bind Mouse Nectin-2, His Tag with an affinity constant of 0.355 µM as determined in SPR assay (Biacore T200).