

Human NKG2A&CD94 Protein

Cat. No. NKC-HM295

Description

Source	Recombinant Human NKG2A&CD94 Protein is expressed from Expi293 with hFc tag and Flag tag at the N-terminal. It contains Arg100-Leu233(NKG2A)&Ser34-Ile179(CD94).
Accession	P26715-1(NKG2A)&Q13241-1(CD94)
Molecular Weight	The protein has a predicted MW of 41.1 kDa (NKG2A)&17.9 kDa (CD94). Due to glycosylation, the protein migrates to 55-65 kDa based on Tris-Bis PAGE result.
Endotoxin	Less than 1EU per µg by the LAL method.
Purity	> 95% as determined by Tris-Bis PAGE > 95% as determined by HPLC

Formulation and Storage

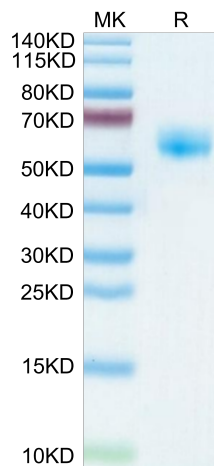
Formulation	Lyophilized from 0.22µm filtered solution in PBS (pH 7.4). Normally 8% trehalose is added as protectant before lyophilization.
Reconstitution	Centrifuge tubes before opening. Reconstituting to a concentration more than 100 µg/ml is recommended. Dissolve the lyophilized protein in distilled water.
Storage	-20 to -80°C for 12 months as supplied from date of receipt. -20 to -80°C for 3-6 months in unopened state after reconstitution. 2-8°C for 2-7 days after reconstitution. Recommend to aliquot the protein into smaller quantities for optimal storage. Please avoid freeze-thaw cycles.

Background

The ligand-receptor assignment between HLA-G and NKG2A/CD94 is dependent of the amino acid composition in the HLA-G heavy chain. Understanding the biophysical basis of receptor-mediated events that lead to NK cell inhibition would help to remove non-tumor reactive cells and support personalized mild autologous NK cell therapies.

Assay Data

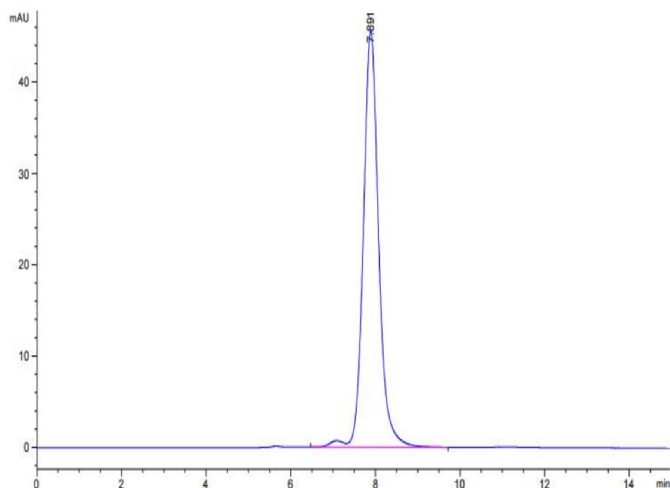
Tris-Bis PAGE



Human NKG2A&CD94 on Tris-Bis PAGE under reduced condition. The purity is greater than 95%.

SEC-HPLC

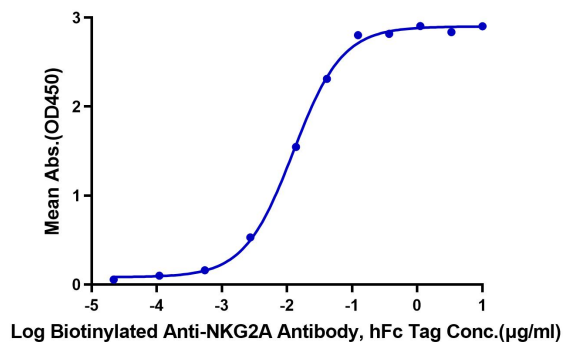
Assay Data



The purity of Human NKG2A&CD94 is greater than 95% as determined by SEC-HPLC.

ELISA Data

Human NKG2A&CD94, hFc Tag ELISA
0.2µg Human NKG2A&CD94, hFc Tag Per Well



Immobilized Human NKG2A&CD94, hFc Tag at 2µg/ml (100µl/Well) on Fc Antibody (2µg/ml) precoated plate. Dose response curve for Biotinylated Anti-NKG2A Antibody, hFc Tag with the EC50 of 40.8ng/ml determined by ELISA.