

# Biotinylated Human Oncostatin M/OSM Protein

Cat. No. ONM-HM401B

## Description

<b>Source</b>	Recombinant Biotinylated Human Oncostatin M/OSM Protein is expressed from HEK293 with His tag and Avi tag at the C-Terminus. It contains Ala26-Arg221.
<b>Accession</b>	P13725
<b>Molecular Weight</b>	The protein has a predicted MW of 25.1 kDa. Due to glycosylation, the protein migrates to 30-40 kDa based on Bis-Tris PAGE result.
<b>Endotoxin</b>	Less than 1EU per µg by the LAL method.
<b>Purity</b>	> 95% as determined by Bis-Tris PAGE > 95% as determined by HPLC

## Formulation and Storage

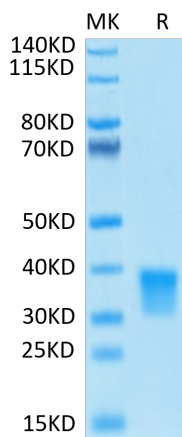
<b>Formulation</b>	Lyophilized from 0.22µm filtered solution in PBS (pH 7.4). Normally 8% trehalose is added as protectant before lyophilization.
<b>Reconstitution</b>	Centrifuge the tube before opening. Reconstituting to a concentration more than 100 µg/ml is recommended. Dissolve the lyophilized protein in distilled water.
<b>Storage</b>	-20 to -80°C for 12 months as supplied from date of receipt. -80°C for 3 months after reconstitution. Recommend to aliquot the protein into smaller quantities for optimal storage. Please minimize freeze-thaw cycles.

## Background

OSM is a pleiotropic cytokine that initiates its biological activities by binding to specific cell surface receptors. Inhibits the proliferation of a number of tumor cell lines. Stimulates proliferation of AIDS-KS cells. It regulates cytokine production, including IL-6, G-CSF and GM-CSF from endothelial cells. Uses both type I OSM receptor (heterodimers composed of LIFR and IL6ST) and type II OSM receptor (heterodimers composed of OSMR and IL6ST). Involved in the maturation of fetal hepatocytes, thereby promoting liver development and regeneration.

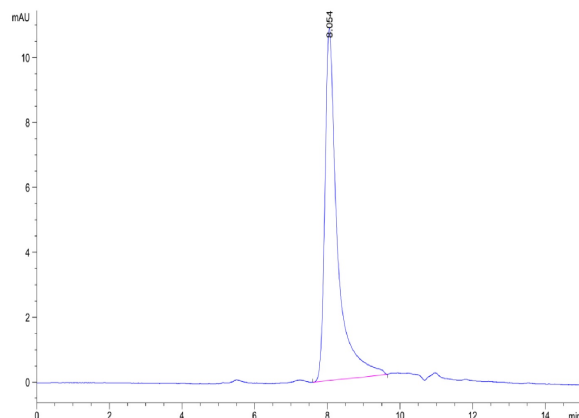
## Assay Data

### Bis-Tris PAGE



Biotinylated Oncostatin M on Bis-Tris PAGE under reduced conditions. The purity is greater than 95%.

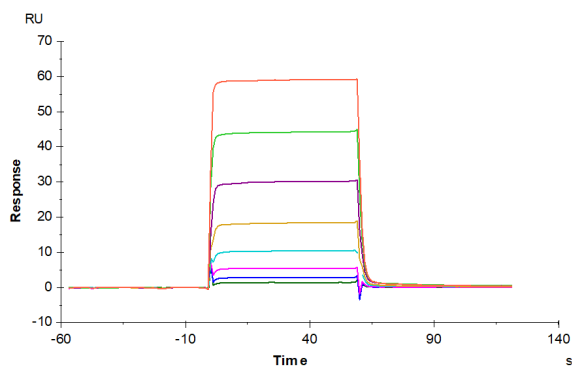
### SEC-HPLC



The purity of Biotinylated Oncostatin M is greater than 95% as determined by SEC-HPLC.

Assay Data

SPR Data



Human LIF R, His Tag immobilized on CM5 Chip can bind Biotinylated Human Oncostatin M, His Tag with an affinity constant of 0.94  $\mu$ M as determined in SPR assay (Biacore T200).