

# Cynomolgus/Rhesus macaque OX40 Ligand/TNFSF4 Protein

Cat. No. OXL-CM140

## Description

<b>Source</b>	Recombinant Cynomolgus/Rhesus macaque OX40 Ligand/TNFSF4 Protein is expressed from HEK293 with His tag at the N-terminus. It contains Gln81-Leu213.
<b>Accession</b>	A0A2K5TTN0
<b>Molecular Weight</b>	The protein has a predicted MW of 17.01 kDa. Due to glycosylation, the protein migrates to 25-38 kDa based on Tris-Bis PAGE result.
<b>Endotoxin</b>	Less than 1EU per µg by the LAL method.
<b>Purity</b>	> 95% as determined by Tris-Bis PAGE > 95% as determined by HPLC

## Formulation and Storage

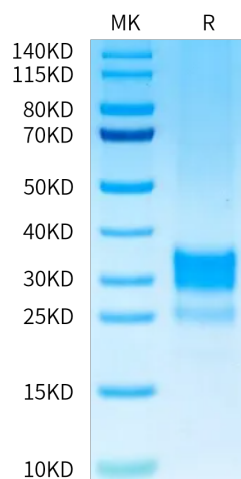
<b>Formulation</b>	Lyophilized from 0.22 µm filtered solution in PBS (pH 7.4). Normally 8% trehalose is added as protectant before lyophilization.
<b>Reconstitution</b>	Centrifuge the tube before opening. Reconstituting to a concentration more than 100 µg/ml is recommended. Dissolve the lyophilized protein in distilled water.
<b>Storage</b>	-20 to -80°C for 12 months as supplied from date of receipt. -80°C for 3-6 months after reconstitution. 2-8°C for 2-7 days after reconstitution. Recommend to aliquot the protein into smaller quantities for optimal storage. Please minimize freeze-thaw cycles.

## Background

Tumor necrosis factor ligand superfamily member 4 (TNFSF4) is also known as glycoprotein Gp34, OX40 ligand (OX40L), which belongs to the tumor necrosis factor family. It is expressed on such cells as DC2s (a subtype of dendritic cells) enabling amplification of Th2 cell differentiation.

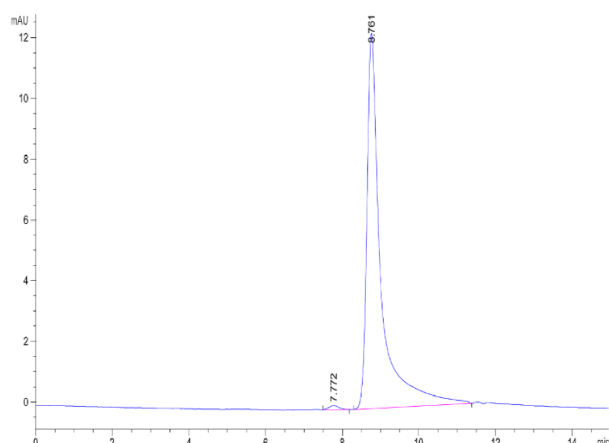
## Assay Data

### Tris-Bis PAGE



Cynomolgus/Rhesus macaque OX40 Ligand on Tris-Bis PAGE under reduced condition. The purity is greater than 95%.

### SEC-HPLC



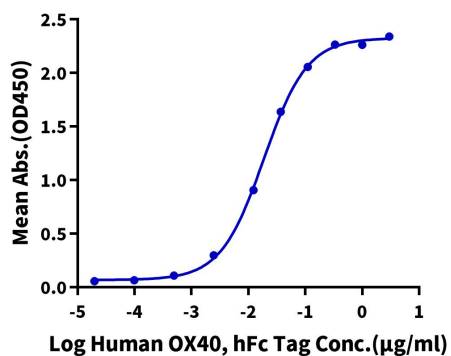
The purity of Cynomolgus/Rhesus macaque OX40 Ligand is greater than 95% as determined by SEC-HPLC.

Assay Data

ELISA Data

**Cynomolgus/Rhesus macaque OX40 Ligand, His Tag ELISA**

0.05µg Cynomolgus/Rhesus macaque OX40 Ligand, His Tag Per Well



Immobilized Cynomolgus/Rhesus macaque OX40 Ligand, His Tag at 0.5µg/ml (100µl/well) on the plate. Dose response curve for Human OX40, hFc Tag with the EC50 of 18.7ng/ml determined by ELISA.