

Biotinylated Human OX40 Ligand/TNFSF4 Trimer Protein (Primary Amine Labeling)



Cat. No. OXL-HM140B

Description

| | |
|-------------------------|--|
| Source | Recombinant Biotinylated Human OX40 Ligand/TNFSF4 Trimer Protein (Primary Amine Labeling) is expressed from HEK293 with His tag and Flag tag at the N-Terminus. It contains Gln51-Leu183 trimer design. |
| Accession | P23510-1 |
| Molecular Weight | The protein has a predicted MW of 49.7 kDa. Due to glycosylation, the protein migrates to 65-160 kDa based on Bis-Tris PAGE result. |
| Endotoxin | Less than 1 EU per µg by the LAL method. |
| Purity | > 90% as determined by Bis-Tris PAGE > 90% as determined by HPLC |

Formulation and Storage

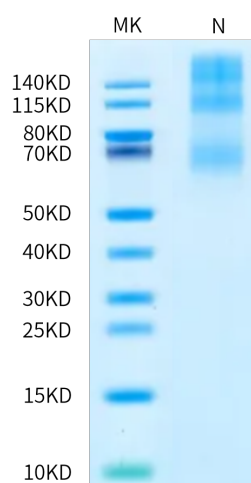
| | |
|-----------------------|---|
| Formulation | Lyophilized from 0.22 µm filtered solution in PBS (pH 7.4). Normally 8% trehalose is added as protectant before lyophilization. |
| Reconstitution | Dissolve the lyophilized protein in distilled water. Please refer to the Certificate of Analysis for detailed instructions. |
| Storage | -20 to -80°C for 12 months as supplied from date of receipt. -80°C for 3 months after reconstitution. Recommend to aliquot the protein into smaller quantities for optimal storage. Please minimize freeze-thaw cycles. |

Background

Tumor necrosis factor ligand superfamily member 4 (TNFSF4) is also known as glycoprotein Gp34, OX40 ligand (OX40L), which belongs to the tumor necrosis factor family. It is expressed on such cells as DC2s (a subtype of dendritic cells) enabling amplification of Th2 cell differentiation.

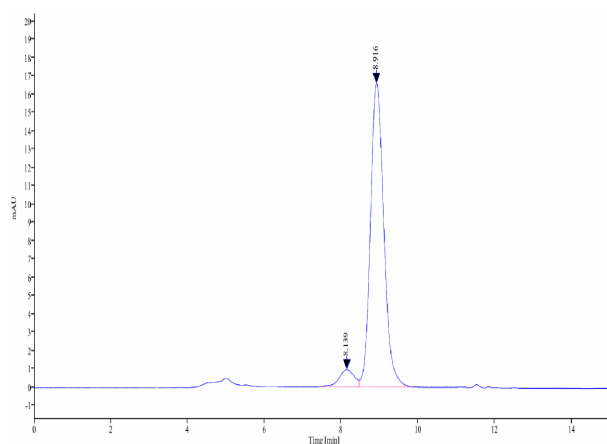
Assay Data

Bis-Tris PAGE



Biotinylated Human OX40 Ligand Trimer on Bis-Tris PAGE under Non reduced (N) condition. The purity is greater than 90%.

SEC-HPLC



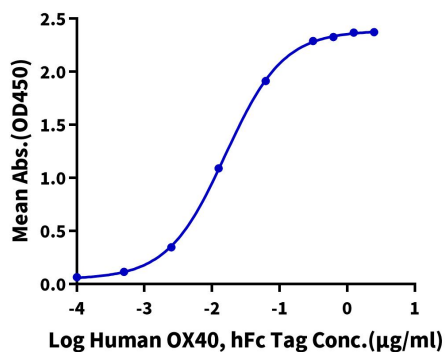
The purity of Biotinylated Human OX40 Ligand Trimer is greater than 90% as determined by SEC-HPLC.

Assay Data

ELISA Data

Biotinylated Human OX40 Ligand (Trimer), His Tag ELISA

0.1µg Biotinylated Human OX40 Ligand (Trimer), His Tag Per Well



Immobilized Biotinylated Human OX40 Ligand (Trimer), His Tag at 1µg/ml (100µl/well) on the streptavidin precoated plate (5µg/ml). Dose response curve for Human OX40, hFc Tag with the EC50 of 15.8ng/ml determined by ELISA.