

# Human uPAR/PLAUR Protein, Ultra Low Endotoxin



Cat. No. PAR-HM101-UL

## Description

<b>Source</b>	Recombinant Human uPAR/PLAUR Protein is expressed from HEK293 with His tag at the C-terminus. It contains Leu23-Gly305.
<b>Accession</b>	Q03405-1
<b>Molecular Weight</b>	The protein has a predicted MW of 33.07 kDa. Due to glycosylation, the protein migrates to 50-65 kDa based on Bis-Tris PAGE result.
<b>Endotoxin</b>	Less than 0.01 EU per µg by the LAL method.
<b>Purity</b>	> 95% as determined by Bis-Tris PAGE > 95% as determined by HPLC

## Formulation and Storage

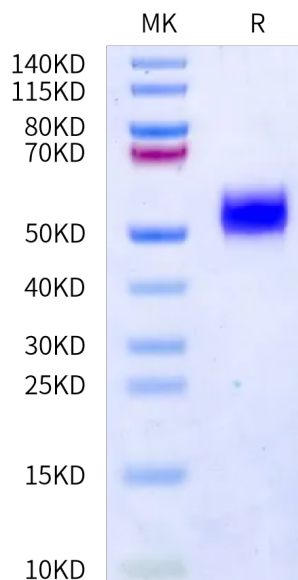
<b>Formulation</b>	Lyophilized from 0.22 µm filtered solution in PBS (pH 7.4). Normally 8% trehalose is added as protectant before lyophilization.
<b>Reconstitution</b>	Dissolve the lyophilized protein in distilled water. Please refer to the Certificate of Analysis for detailed instructions.
<b>Storage</b>	-20 to -80°C for 12 months as supplied from date of receipt. -80°C for 3 months after reconstitution. Recommend to aliquot the protein into smaller quantities for optimal storage. Please minimize freeze-thaw cycles.

## Background

The receptor (u-PAR) for urokinase plasminogen activator (u-PA) is a three-domain protein, GPI-anchored to the cell surface, which focuses the enzymatic activity of u-PA, and allows the cell surface activation of plasminogen. Regulation of the activity of u-PA is also mediated by u-PAR.

## Assay Data

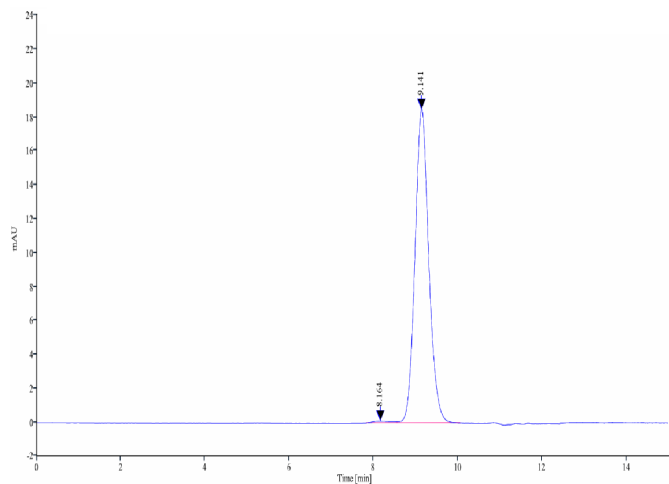
### Bis-Tris PAGE



Human uPAR on Bis-Tris PAGE under reduced condition. The purity is greater than 95%.

### SEC-HPLC

Assay Data

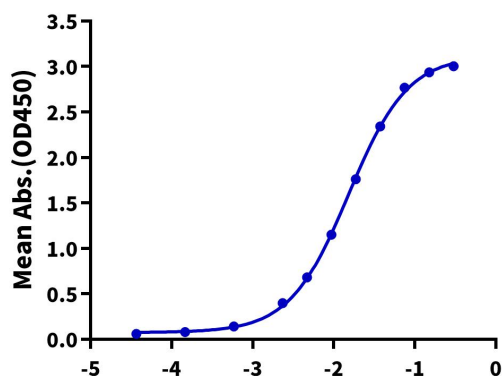


The purity of Human uPAR is greater than 95% as determined by SEC-HPLC.

ELISA Data

**Human uPAR, His Tag ELISA**

0.2µg Human uPAR, His Tag Per Well



Immobilized Human uPAR, His Tag at 2µg/ml (100µl/well) on the plate. Dose response curve for Biotinylated Human PLAUR, His-Avi Tag with the EC50 of 15.3ng/ml determined by ELISA.

Log Biotinylated Human PLAUR, His-Avi Tag Conc.(µg/ml)