

# Mouse PCSK9 Protein

Cat. No. PCS-MM190

## Description

<b>Source</b>	Recombinant Mouse PCSK9 Protein is expressed from HEK293 with His tag at the C-Terminus. It contains Gln35-Gln694.
<b>Accession</b>	Q80W65
<b>Molecular Weight</b>	Due to autocatalytic cleavage, the protein release the pro-form (59 kDa) and mature form (14 kDa). Due to glycosylation, the protein migrates to 65-68 kDa (pro-form) and 15kDa (mature form) based on Bis-Tris PAGE result.
<b>Endotoxin</b>	Less than 1EU per $\mu$ g by the LAL method.
<b>Purity</b>	> 95% as determined by Bis-Tris PAGE > 95% as determined by HPLC

## Formulation and Storage

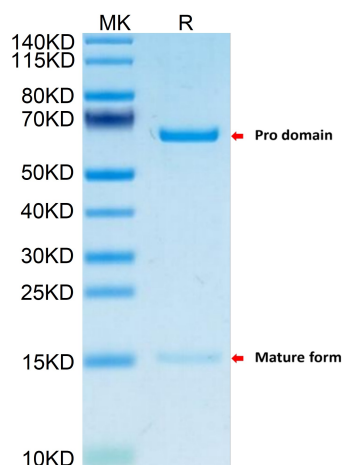
<b>Formulation</b>	Supplied as 0.22 $\mu$ m filtered solution in 20mM Tris, 150mM NaCL, 200mM L-Aginine (pH 8.2).
<b>Storage</b>	Valid for 12 months from date of receipt when stored at -80°C. Recommend to aliquot the protein into smaller quantities for optimal storage. Please minimize freeze-thaw cycles.

## Background

Proprotein convertase subtilisin/kexin type 9 (PCSK9) is an enzyme encoded by the PCSK9 gene in humans on chromosome 1. The first two PCSK9 inhibitors, alirocumab and evolocumab, were approved as once every two week injections, by the U.S. Food and Drug Administration in 2015 for lowering LDL-particle concentrations when statins and other drugs were not sufficiently effective or poorly tolerated.

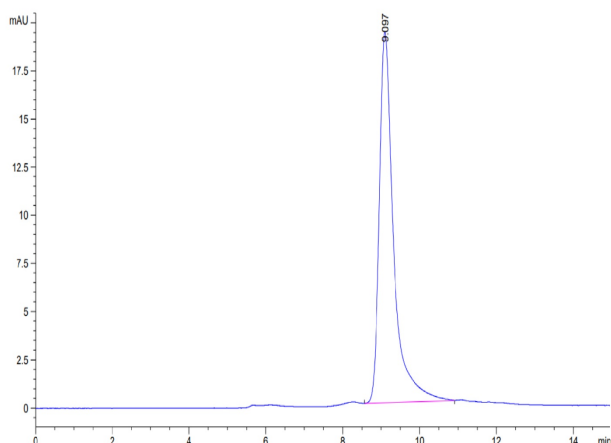
## Assay Data

### Bis-Tris PAGE



Mouse PCSK9 on Bis-Tris PAGE under reduced condition. The purity is greater than 95%.

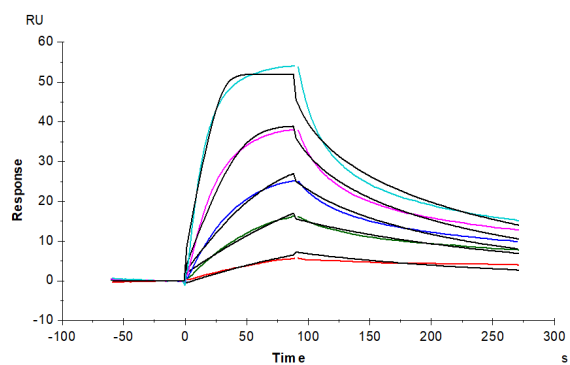
### SEC-HPLC



The purity of Mouse PCSK9 is greater than 95% as determined by SEC-HPLC.

Assay Data

SPR Data



Human LDLR, His Tag immobilized on CM5 Chip can bind Mouse PCSK9, His Tag with an affinity constant of 0.61 nM as determined in SPR assay (Biacore T200).