

Biotinylated Cynomolgus PSMA/FOLH1 Protein (active dimer), Ultra Low Endotoxin



Cat. No. PSM-CM410B-UL

Description

Source	Recombinant Biotinylated Cynomolgus PSMA/FOLH1 Protein (active dimer) is expressed from HEK293 with His tag and Avi tag at the N-terminus. It contains Lys44-Ala750.
Accession	AOA2K5VNZ0
Molecular Weight	The protein has a predicted MW of 83.34 kDa. Due to glycosylation, the protein migrates to 100-130 kDa based on Bis-Tris PAGE result.
Endotoxin	Less than 0.01 EU per µg by the LAL method.
Purity	> 95% as determined by Bis-Tris PAGE > 95% as determined by HPLC

Formulation and Storage

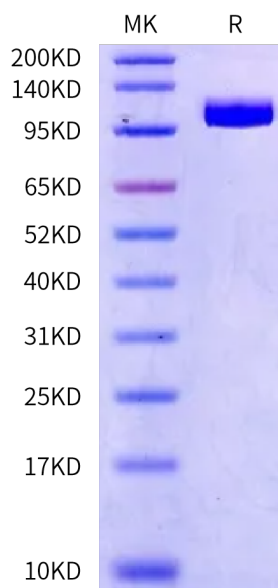
Formulation	Lyophilized from 0.22 µm filtered solution in 50mM MES, 150mM NaCl, 8% trehalose (pH 6.0).
Reconstitution	Dissolve the lyophilized protein in 50mM MES (pH 6.0). Please refer to the Certificate of Analysis for detailed instructions.
Storage	-20 to -80°C for 12 months as supplied from date of receipt. -80°C for 3 months after reconstitution. Recommend to aliquot the protein into smaller quantities for optimal storage. Please minimize freeze-thaw cycles.

Background

Prostate-specific membrane antigen (PSMA) is an enzyme that in humans is encoded by the FOLH1 (folate hydrolase 1) gene, also known as Glutamate carboxypeptidase II (GCPII). Human PSMA is highly expressed in the prostate, roughly a hundred times greater than in most other tissues. In some prostate cancers, PSMA is the second-most upregulated gene product, with an 8- to 12-fold increase over levels in noncancerous prostate cells.

Assay Data

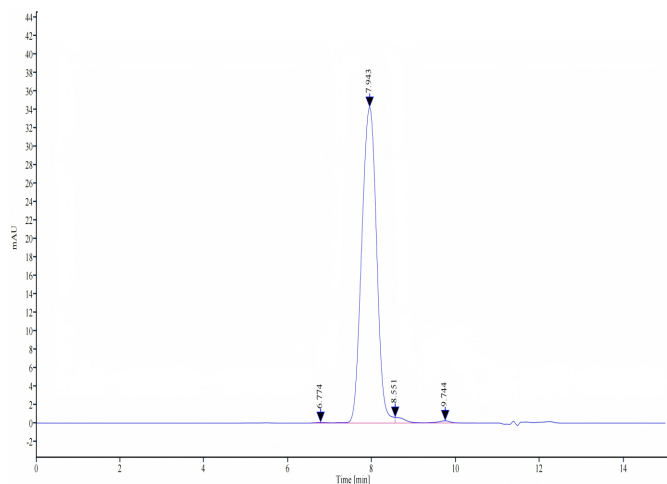
Bis-Tris PAGE



Biotinylated Cynomolgus PSMA on Bis-Tris PAGE under reduced condition. The purity is greater than 95%.

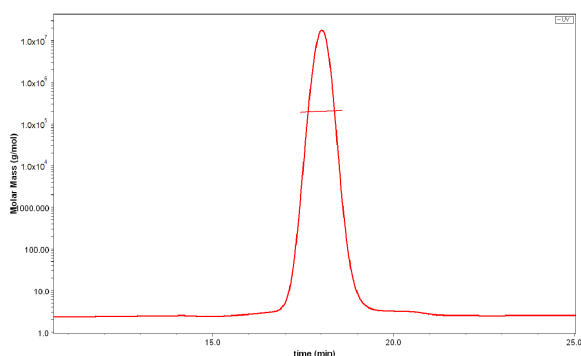
SEC-HPLC

Assay Data



The purity of Biotinylated Cynomolgus PSMA is greater than 95% as determined by SEC-HPLC.

SEC-MALS

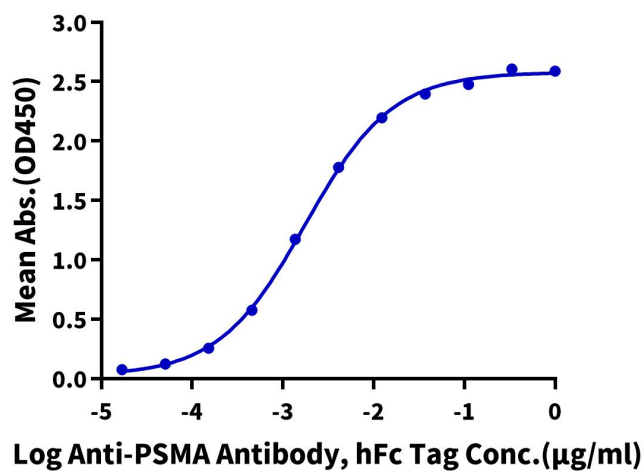


The purity of Biotinylated Cynomolgus PSMA is greater than 95% and the molecular weight of this protein is around 180-220 kDa as determined by SEC-MALS.

ELISA Data

Biotinylated Cynomolgus PSMA, His Avi Tag ELISA

0.05µg Biotinylated Cynomolgus PSMA, His Avi Tag Per Well



Immobilized Biotinylated Cynomolgus PSMA, His Avi Tag at 0.5µg/ml (100µl/well) on the streptavidin precoated plate (5µg/ml). Dose response curve for Anti-PSMA Antibody, hFc Tag with the EC50 of 1.8ng/ml determined by ELISA.

Bioactivity Data

Measured by its ability to hydrolyze the substrate N-acetyl-L-Asp-L-Glu into N-acetyl-L-Asp and L-Glu. The L-Glu product is measured by fluorescence after its derivatization by ortho-phthaldialdehyde. The specific activity is >350 pmol/min/µg.