

# Biotinylated Human CD45/PTPRC Protein

Cat. No. PTP-HM404B

## Description

<b>Source</b>	Recombinant Biotinylated Human CD45/PTPRC Protein is expressed from HEK293 with His tag and Avi tag at the C-Terminus. It contains Gln26-Lys416.
<b>Accession</b>	P08575-4
<b>Molecular Weight</b>	The protein has a predicted MW of 47.3 kDa. Due to glycosylation, the protein migrates to 80-110 kDa based on Bis-Tris PAGE result.
<b>Endotoxin</b>	Less than 1EU per µg by the LAL method.
<b>Purity</b>	> 95% as determined by Bis-Tris PAGE > 95% as determined by HPLC

## Formulation and Storage

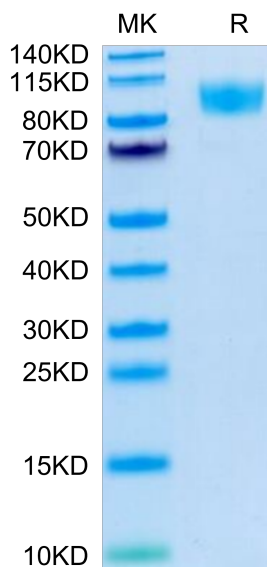
<b>Formulation</b>	Supplied as 0.22µm filtered solution in PBS (pH 7.4).
<b>Storage</b>	Valid for 12 months from date of receipt when stored at -80°C. Recommend to aliquot the protein into smaller quantities for optimal storage. Please minimize freeze-thaw cycles.

## Background

PTPRC (also known as CD45), T cells require the protein tyrosine phosphatase CD45 to detect and respond to antigen because it activates the Src family kinase Lck, which phosphorylates the T cell antigen receptor (TCR) complex. CD45 activates Lck by opposing the negative regulatory kinase Csk. Paradoxically, CD45 has also been implicated in suppressing TCR signaling by dephosphorylating the same signaling motifs within the TCR complex upon which Lck acts.

## Assay Data

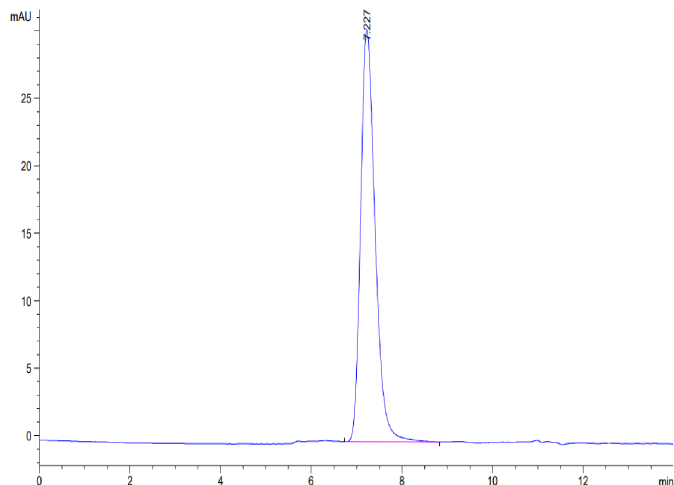
### Bis-Tris PAGE



Biotinylated Human CD45 on Bis-Tris PAGE under reduced condition. The purity is greater than 95%.

### SEC-HPLC

Assay Data

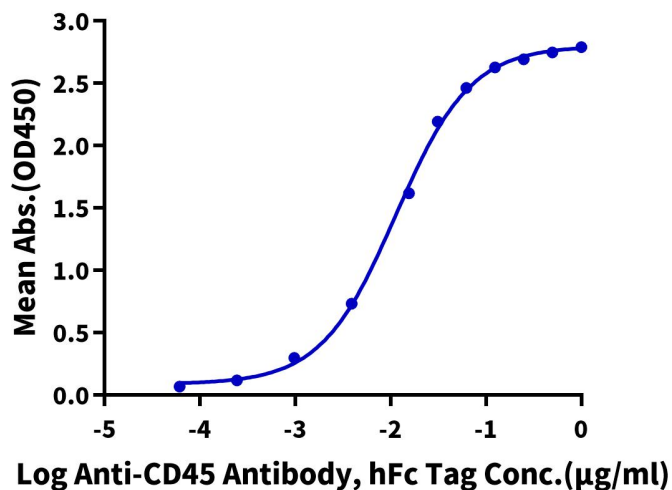


The purity of Biotinylated Human CD45 is greater than 95% as determined by SEC-HPLC.

ELISA Data

**Biotinylated Human CD45, His Tag ELISA**

0.1µg Biotinylated Human CD45, His Tag Per Well



Immobilized Biotinylated Human CD45, His Tag at 1µg/ml (100µl/well) on the streptavidin precoated plate (5µg/ml). Dose response curve for Anti-CD45 Antibody, hFc Tag with the EC50 of 11.4ng/ml determined by ELISA.