

Human PVRIG Protein, Ultra Low Endotoxin



Cat. No. PVR-HM302-UL

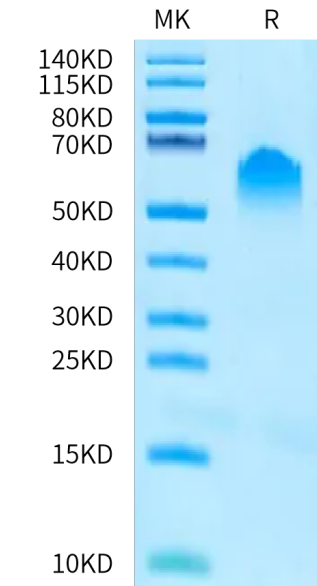
Description	
Source	Recombinant Human PVRIG Protein is expressed from HEK293 with mFc (IgG2a) tag at the C-terminus. It contains Thr41-Asp171.
Accession	Q6DKI7
Molecular Weight	The protein has a predicted MW of 40.03 kDa. Due to glycosylation, the protein migrates to 55-65 kDa based on Bis-Tris PAGE result.
Endotoxin	Less than 0.01 EU per µg by the LAL method.
Purity	> 95% as determined by Bis-Tris PAGE > 95% as determined by HPLC

Formulation and Storage	
Formulation	Supplied as 0.22 µm filtered solution in PBS (pH 7.4).
Storage	Valid for 12 months from date of receipt when stored at -80°C. Recommend to aliquot the protein into smaller quantities for optimal storage. Please minimize freeze-thaw cycles.

Background	
Human PVRIG (poliovirus receptor related immunoglobulin domain-containing protein), also known as CD112 receptor (CD112R), is an approximately 34 kDa single transmembrane protein in the poliovirus receptor-like protein (PVR) family.PVRIG is a cell surface receptor for NECTIN2. May act as a coinhibitory receptor that suppresses T-cell receptor-mediated signals. Following interaction with NECTIN2, inhibits T-cell proliferation. Competes with CD226 for NECTIN2-binding.	

Assay Data

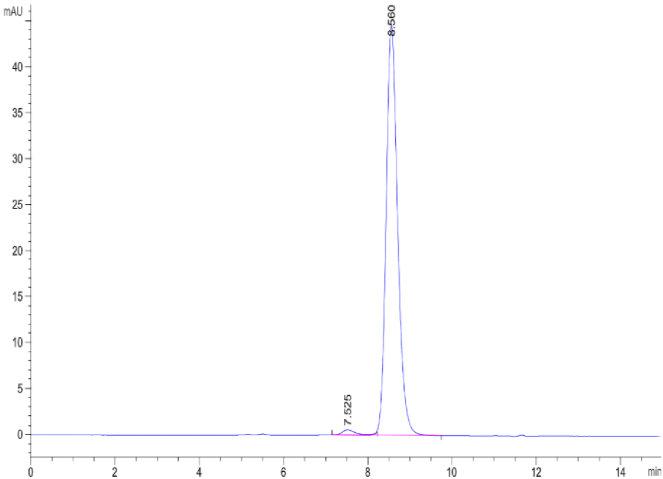
Bis-Tris PAGE



Human PVRIG on Bis-Tris PAGE under reduced condition. The purity is greater than 95%.

SEC-HPLC

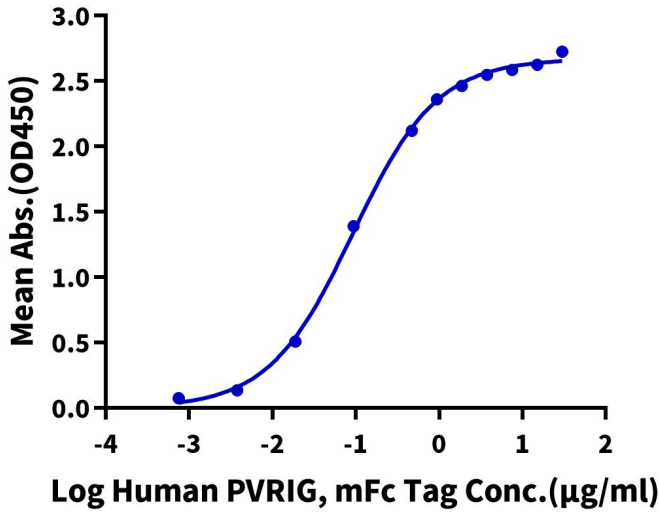
Assay Data



The purity of Human PVRIG is greater than 95% as determined by SEC-HPLC.

ELISA Data

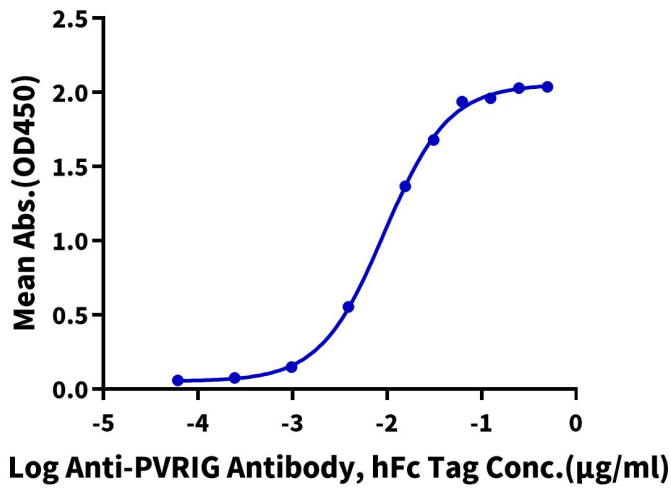
Human PVRIG, mFc Tag ELISA
0.5µg Human Nectin-2, His Tag Per Well



Immobilized Human Nectin-2, His Tag at 5µg/ml (100µl/well) on the plate. Dose response curve for Human PVRIG, mFc Tag with the EC50 of 92.1ng/ml determined by ELISA (QC Test).

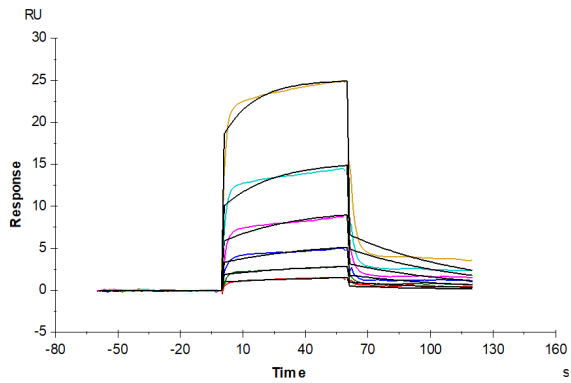
Assay Data

Human PVRIG, mFc Tag ELISA
0.05µg Human PVRIG, mFc Tag Per Well



Immobilized Human PVRIG, mFc Tag at 0.5µg/ml (100µl/well) on the plate. Dose response curve for Anti-PVRIG Antibody, hFc Tag with the EC50 of 9.4ng/ml determined by ELISA.

SPR Data



Human PVRIG, mFc Tag captured on CM5 Chip via Protein A can bind Human Nectin-2, His Tag with an affinity constant of 87.49 nM as determined in SPR assay (Biacore T200).