

# Human PVRIG Protein, Ultra Low Endotoxin

Cat. No. PVR-HM302-UL

## Description

<b>Source</b>	Recombinant Human PVRIG Protein is expressed from HEK293 with mFc (IgG2a) tag at the C-terminus. It contains Thr41-Asp171.
<b>Accession</b>	Q6DKI7
<b>Molecular Weight</b>	The protein has a predicted MW of 40.03 kDa. Due to glycosylation, the protein migrates to 55-65 kDa based on Bis-Tris PAGE result.
<b>Endotoxin</b>	Less than 0.01 EU per µg by the LAL method.
<b>Purity</b>	> 95% as determined by Bis-Tris PAGE > 90% as determined by HPLC

## Formulation and Storage

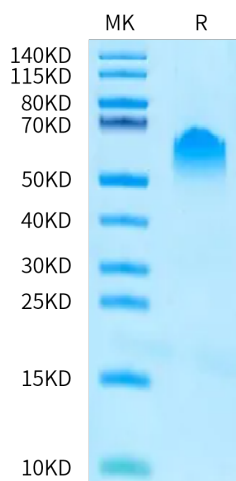
<b>Formulation</b>	Lyophilized from 0.22 µm filtered solution in PBS (pH 7.4). Normally 8% trehalose is added as protectant before lyophilization.
<b>Reconstitution</b>	Dissolve the lyophilized protein in distilled water. Please refer to the Certificate of Analysis for detailed instructions.
<b>Storage</b>	-20 to -80°C for 12 months as supplied from date of receipt. -80°C for 3 months after reconstitution. Recommend to aliquot the protein into smaller quantities for optimal storage. Please minimize freeze-thaw cycles.

## Background

Human PVRIG (poliovirus receptor related immunoglobulin domain-containing protein), also known as CD112 receptor (CD112R), is an approximately 34 kDa single transmembrane protein in the poliovirus receptor-like protein (PVR) family. PVRIG is a cell surface receptor for NECTIN2. May act as a coinhibitory receptor that suppresses T-cell receptor-mediated signals. Following interaction with NECTIN2, inhibits T-cell proliferation. Competes with CD226 for NECTIN2-binding.

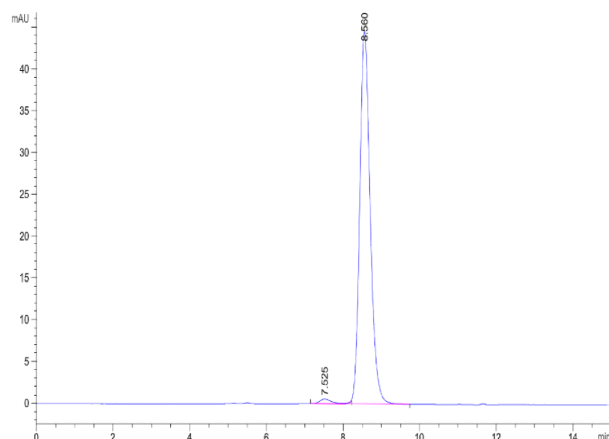
## Assay Data

### Bis-Tris PAGE



Human PVRIG on Bis-Tris PAGE under reduced condition. The purity is greater than 95%.

### SEC-HPLC



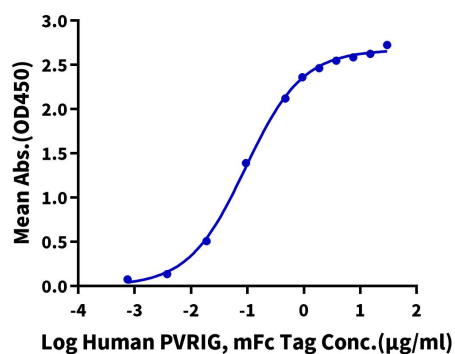
The purity of Human PVRIG is greater than 90% as determined by SEC-HPLC.

Assay Data

ELISA Data

**Human PVRIG, mFc Tag ELISA**

0.5µg Human Nectin-2, His Tag Per Well

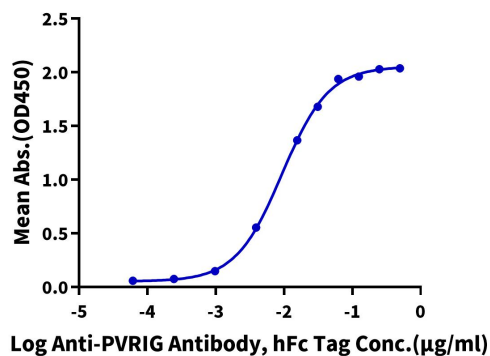


Immobilized Human Nectin-2, His Tag at 5µg/ml (100µl/well) on the plate. Dose response curve for Human PVRIG, mFc Tag with the EC50 of 92.1ng/ml determined by ELISA (QC Test).

ELISA Data

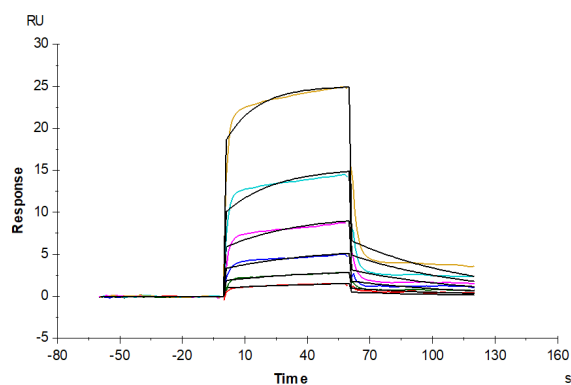
**Human PVRIG, mFc Tag ELISA**

0.05µg Human PVRIG, mFc Tag Per Well



Immobilized Human PVRIG, mFc Tag at 0.5µg/ml (100µl/well) on the plate. Dose response curve for Anti-PVRIG Antibody, hFc Tag with the EC50 of 9.4ng/ml determined by ELISA.

SPR Data



Human PVRIG, mFc Tag captured on CM5 Chip via Protein A can bind Human Nectin-2, His Tag with an affinity constant of 87.49 nM as determined in SPR assay (Biacore T200).