

Human RNF43 Protein

Cat. No. RNF-HM234



Description

Source	Recombinant Human RNF43 Protein is expressed from HEK293 with hFc tag at the C-Terminus. It contains Gly24-Tyr197.
Accession	Q68DV7-1
Molecular Weight	The protein has a predicted MW of 45.8 kDa. Due to glycosylation, the protein migrates to 55-60 kDa based on Tris-Bis PAGE result.
Endotoxin	Less than 1EU per µg by the LAL method.
Purity	> 95% as determined by Tris-Bis PAGE > 95% as determined by HPLC

Formulation and Storage

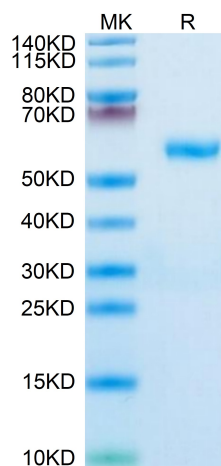
Formulation	Lyophilized from 0.22µm filtered solution in PBS (pH 7.4). Normally 8% trehalose is added as protectant before lyophilization.
Reconstitution	Centrifuge the tube before opening. Reconstituting to a concentration more than 100 µg/ml is recommended. Dissolve the lyophilized protein in distilled water.
Storage	-20 to -80°C for 12 months as supplied from date of receipt. -80°C for 3-6 months after reconstitution. 2-8°C for 2-7 days after reconstitution. Recommend to aliquot the protein into smaller quantities for optimal storage. Please minimize freeze-thaw cycles.

Background

RNF43 (E3 ubiquitin-protein ligase RNF43 or RING-type E3 ubiquitin transferase RNF43) functions as a tumor suppressor, by exerting a predominant negative feedback mechanism in the Wnt/β-catenin signaling pathway. RNF43 inhibits Wnt/beta-catenin signaling by ubiquitinating Frizzled receptor and targeting it to the lysosomal pathway for degradation.

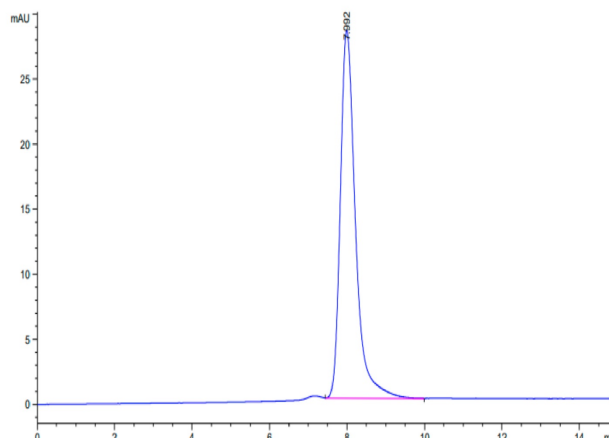
Assay Data

Tris-Bis PAGE



Human RNF43 on Tris-Bis PAGE under reduced condition. The purity is greater than 95%.

SEC-HPLC



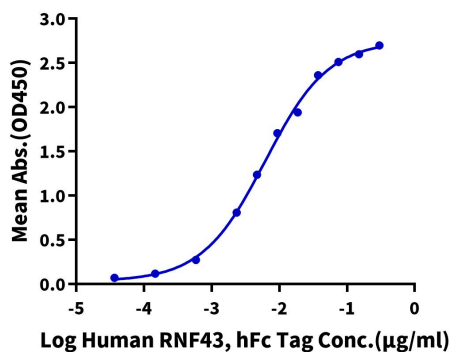
The purity of Human RNF43 is greater than 95% as determined by SEC-HPLC.

Assay Data

ELISA Data

Human RNF43, hFc Tag ELISA

0.2µg Human R-Spondin 3, His Tag Per Well

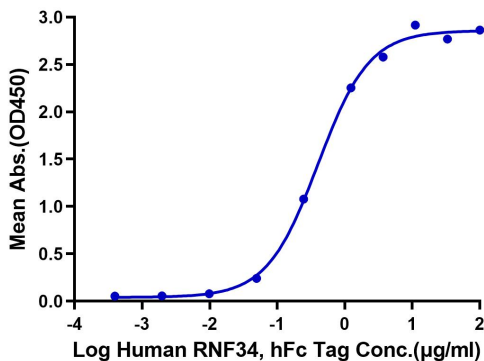


Immobilized Human R-Spondin 3, His Tag at 2µg/ml (100µl/well) on the plate. Dose response curve for Human RNF43, hFc Tag with the EC50 of 6.2ng/ml determined by ELISA (QC Test).

ELISA Data

Human RNF34, hFc Tag ELISA

0.5µg Human R spondin 1, His Tag Per Well



Immobilized Human R spondin 1, His Tag at 5µg/ml (100µl/well) on the plate. Dose response curve for Human RNF34, hFc Tag with the EC50 of 0.4µg/ml determined by ELISA.