

Biotinylated Human P-Selectin/CD62P Protein

Cat. No. SEL-HM40PB

Description

Source	Recombinant Biotinylated Human P-Selectin/CD62P Protein is expressed from HEK293 with His tag and Avi tag at the C-Terminus. It contains Trp42-Ala771.
Accession	P16109
Molecular Weight	The protein has a predicted MW of 82.9 kDa. Due to glycosylation, the protein migrates to 115-140 kDa based on Bis-Tris PAGE result.
Endotoxin	Less than 1EU per μg by the LAL method.
Purity	> 95% as determined by Bis-Tris PAGE > 95% as determined by HPLC

Formulation and Storage

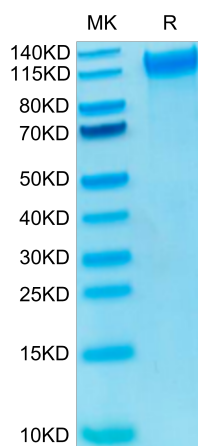
Formulation	Lyophilized from 0.22 μm filtered solution in PBS (pH 7.4). Normally 8% saccharose is added as protectant before lyophilization.
Reconstitution	Centrifuge the tube before opening. Reconstituting to a concentration more than 100 $\mu\text{g}/\text{ml}$ is recommended. Dissolve the lyophilized protein in distilled water.
Storage	-20 to -80°C for 12 months as supplied from date of receipt. -80°C for 3 months after reconstitution. Recommend to aliquot the protein into smaller quantities for optimal storage. Please minimize freeze-thaw cycles.

Background

Human P-Selectin (GMP-140, LECAM-3, PADGEM, CD62P), a member of the Selectin family, is a cell surface glycoprotein expressed by activated platelets and endothelial cells. A SLe(x)-type proteoglycan, which through high affinity, calcium-dependent interactions with E-, P- and L-selectins, mediates rapid rolling of leukocytes over vascular surfaces during the initial steps in inflammation.

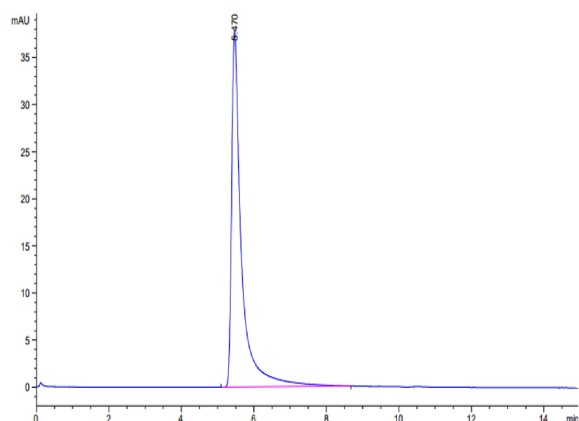
Assay Data

Bis-Tris PAGE



Biotinylated Human P-Selectin on Bis-Tris PAGE under reduced condition. The purity is greater than 95%.

SEC-HPLC



The purity of Biotinylated Human P-Selectin is greater than 95% as determined by SEC-HPLC.

Biotinylated Human P-Selectin/CD62P Protein

Cat. No. SEL-HM40PB

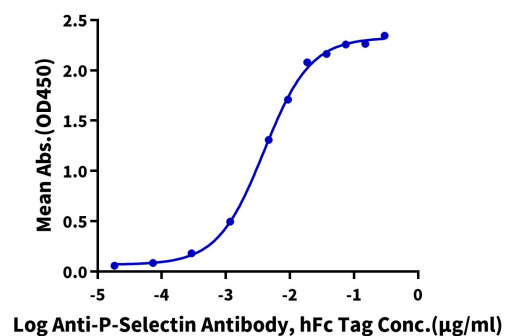


Assay Data

ELISA Data

Biotinylated Human P-Selectin, His-Avi Tag ELISA

0.1µg Biotinylated Human P-Selectin, His-Avi Tag Per Well



Immobilized Biotinylated Human P-Selectin, His-Avi Tag at 1µg/ml (100µl/Well) on streptavidin (5µg/ml) precoated plate. Dose response curve for Anti-P-Selectin Antibody, hFc Tag with the EC50 of 4.0ng/ml determined by ELISA (QC Test).