

Human SIRP alpha V2/CD172a Protein, Ultra Low Endotoxin

Cat. No. SRP-HM2V2-UL

Description

Source	Recombinant Human SIRP alpha V2/CD172a Protein is expressed from HEK293 with hFc (IgG1) tag at the C-Terminus. It contains Glu31-Arg369.
Accession	AAH26692.1
Molecular Weight	The protein has a predicted MW of 63.9 kDa. Due to glycosylation, the protein migrates to 85-95 kDa based on Bis-Tris PAGE result.
Endotoxin	Less than 0.01 EU per µg by the LAL method.
Purity	> 95% as determined by Bis-Tris PAGE > 95% as determined by HPLC

Formulation and Storage

Formulation	Lyophilized from 0.22µm filtered solution in PBS (pH 7.4). Normally 8% trehalose is added as protectant before lyophilization.
Reconstitution	Dissolve the lyophilized protein in distilled water. Please refer to the Certificate of Analysis for detailed instructions.
Storage	-20 to -80°C for 12 months as supplied from date of receipt. -80°C for 3 months after reconstitution. Recommend to aliquot the protein into smaller quantities for optimal storage. Please minimize freeze-thaw cycles.

Background

Signal regulatory protein α (SIRP α) is a regulatory membrane glycoprotein from SIRP family expressed mainly by myeloid cells and also by stem cells or neurons. SIRP α acts as inhibitory receptor and interacts with a broadly expressed transmembrane protein CD47 also called the "don't eat me" signal. Cancer cells highly expressed CD47 that activate SIRP α and inhibit macrophage-mediated destruction.

Assay Data

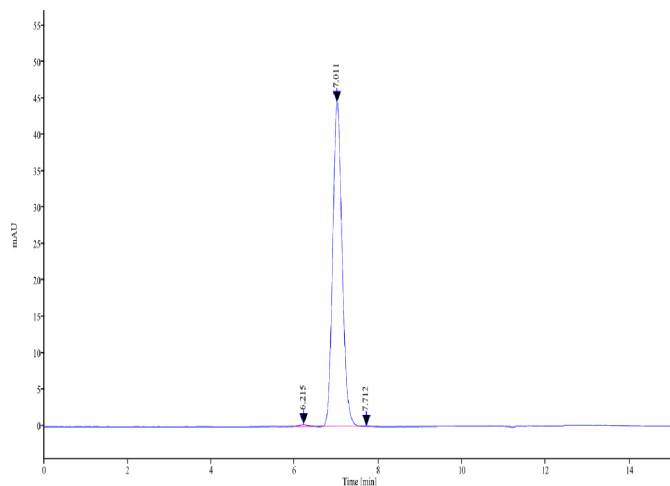
Bis-Tris PAGE



Human SIRP alpha V2 on Bis-Tris PAGE under reduced condition. The purity is greater than 95%..

SEC-HPLC

Assay Data

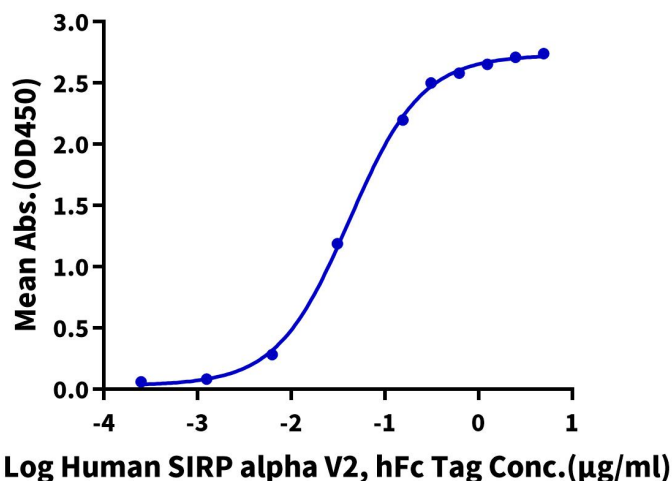


The purity of Human SIRP alpha V2 is greater than 95% as determined by SEC-HPLC.

ELISA Data

Human SIRP alpha V2, hFc Tag ELISA

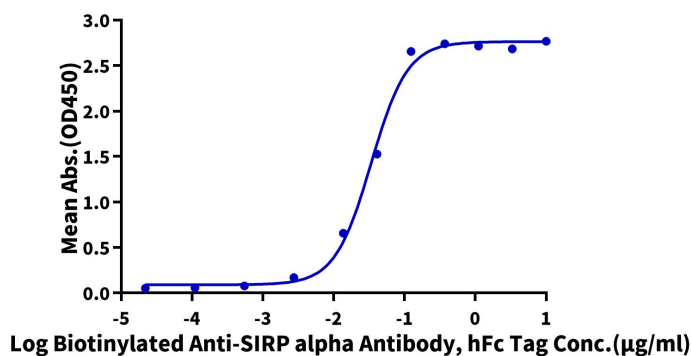
0.2µg Human CD47, His Tag Per Well



Immobilized Human CD47, His Tag at 2µg/ml (100µl/Well). Dose response curve for Human SIRP alpha V2, hFc Tag with the EC50 of 41.9ng/ml determined by ELISA (QC Test).

Human SIRP alpha V2, hFc Tag ELISA

0.05µg Human SIRP alpha V2, hFc Tag Per Well



Immobilized Human SIRP alpha V2, hFc Tag at 0.5µg/ml (100µl/Well) on the plate. Dose response curve for Biotinylated Anti-SIRP alpha Antibody, hFc Tag with the EC50 of 33.9ng/ml determined by ELISA.