

Biotinylated Human SIRP alpha V3 Protein

Cat. No. SRP-HM4V3B

Description

Source	Recombinant Biotinylated Human SIRP alpha V3 Protein is expressed from HEK293 with His tag and Avi tag at the C-Terminus. It contains Glu31-Arg369(H54L).
Accession	ATD50864.1
Molecular Weight	The protein has a predicted MW of 39.8 kDa. Due to glycosylation, the protein migrates to 55-65 kDa based on Bis-Tris PAGE result.
Endotoxin	Less than 1EU per µg by the LAL method.
Purity	> 95% as determined by Bis-Tris PAGE > 95% as determined by HPLC

Formulation and Storage

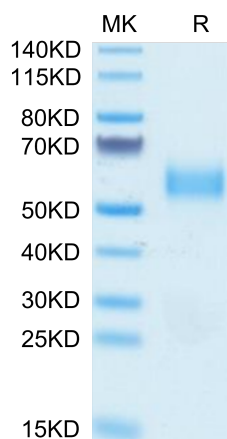
Formulation	Lyophilized from 0.22µm filtered solution in PBS (pH 7.4). Normally 8% trehalose is added as protectant before lyophilization.
Reconstitution	Centrifuge the tube before opening. Reconstituting to a concentration more than 100 µg/ml is recommended. Dissolve the lyophilized protein in distilled water.
Storage	-20 to -80°C for 12 months as supplied from date of receipt. -80°C for 3 months after reconstitution. Recommend to aliquot the protein into smaller quantities for optimal storage. Please minimize freeze-thaw cycles.

Background

Signal regulatory protein α (SIRPα) is a regulatory membrane glycoprotein from SIRP family expressed mainly by myeloid cells and also by stem cells or neurons. SIRPα acts as inhibitory receptor and interacts with a broadly expressed transmembrane protein CD47 also called the "don't eat me" signal. Cancer cells highly expressed CD47 that activate SIRP α and inhibit macrophage-mediated destruction.

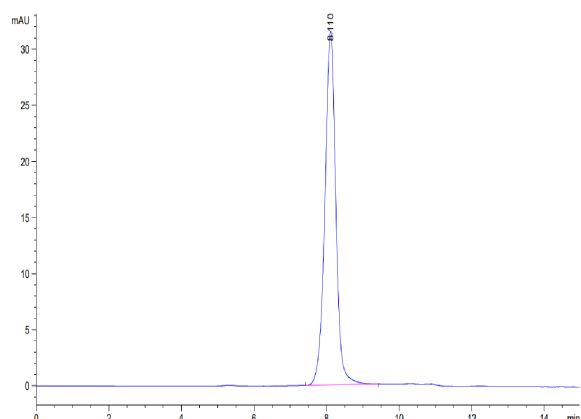
Assay Data

Bis-Tris PAGE



Biotinylated Human SIRP alpha V3 on Bis-Tris PAGE under reduced condition. The purity is greater than 95%.

SEC-HPLC



The purity of Biotinylated Human SIRP alpha V3 is greater than 95% as determined by SEC-HPLC.

Biotinylated Human SIRP alpha V3 Protein

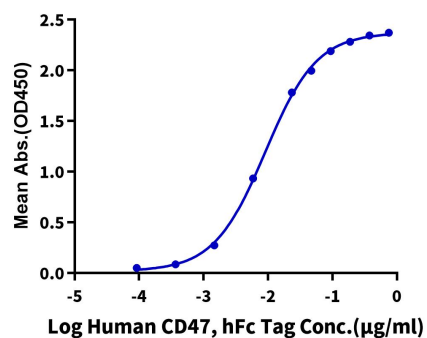
Cat. No. SRP-HM4V3B

Assay Data

ELISA Data

Biotinylated Human SIRP alpha V3, His Tag ELISA

0.1µg Biotinylated Human SIRP alpha V3, His Tag Per Well



Immobilized Biotinylated Human SIRP alpha V3, His Tag at 1µg/ml (100µl/well) on the streptavidin precoated plate (5µg/ml). Dose response curve for Human CD47, hFc Tag with the EC50 of 9.1ng/ml determined by ELISA (QC Test).