

Biotinylated Human SIRP alpha V5 Protein

Cat. No. SRP-HM4V5B

Description

Source	Recombinant Biotinylated Human SIRP alpha V5 Protein is expressed from HEK293 with His tag and Avi tag at the C-Terminus. It contains Glu31-Arg370(S42F).
Accession	P78324 variant 5
Molecular Weight	The protein has a predicted MW of 40 kDa. Due to glycosylation, the protein migrates to 55-65 kDa based on Tris-Bis PAGE result.
Endotoxin	Less than 1EU per µg by the LAL method.
Purity	> 95% as determined by Tris-Bis PAGE > 95% as determined by HPLC

Formulation and Storage

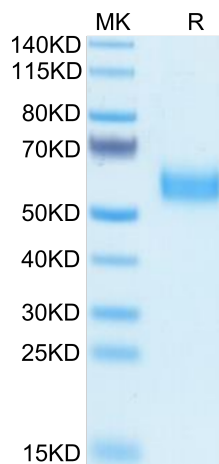
Formulation	Lyophilized from 0.22µm filtered solution in PBS (pH 7.4). Normally 8% trehalose is added as protectant before lyophilization.
Reconstitution	Centrifuge the tube before opening. Reconstituting to a concentration more than 100 µg/ml is recommended. Dissolve the lyophilized protein in distilled water.
Storage	-20 to -80°C for 24 months as supplied from date of receipt. -80°C for 3-6 months after reconstitution. 2-8°C for 2-7 days after reconstitution. Recommend to aliquot the protein into smaller quantities for optimal storage. Please minimize freeze-thaw cycles.

Background

Signal regulatory protein α (SIRP α) is a regulatory membrane glycoprotein from SIRP family expressed mainly by myeloid cells and also by stem cells or neurons. SIRP α acts as inhibitory receptor and interacts with a broadly expressed transmembrane protein CD47 also called the "don't eat me" signal. Cancer cells highly expressed CD47 that activate SIRP α and inhibit macrophage-mediated destruction.

Assay Data

Tris-Bis PAGE



Biotinylated Human SIRP alpha V5 on Tris-Bis PAGE under reduced condition. The purity is greater than 95%.

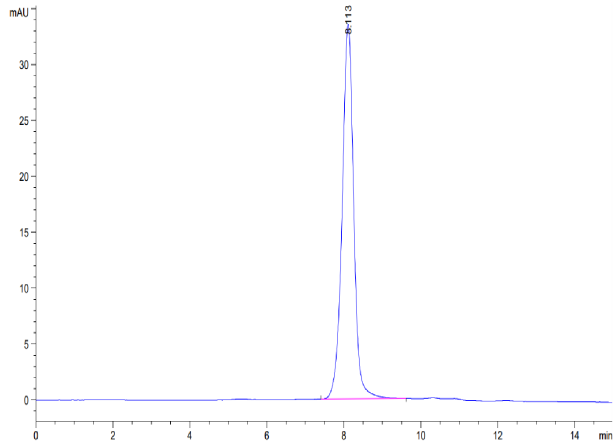
SEC-HPLC

Biotinylated Human SIRP alpha V5 Protein

Cat. No. SRP-HM4V5B



Assay Data



The purity of Biotinylated Human SIRP alpha V5 is greater than 95% as determined by SEC-HPLC.

Biotinylated Human SIRP alpha V5 Protein

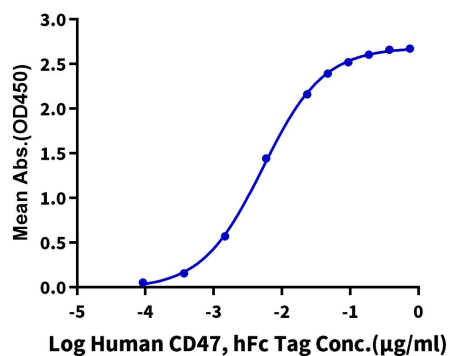
Cat. No. SRP-HM4V5B

Assay Data

ELISA Data

Biotinylated Human SIRP alpha V5, His Tag ELISA

0.1 μ g Biotinylated Human SIRP alpha V5, His Tag Per Well



Immobilized Biotinylated Human SIRP alpha V5, His Tag at 1 μ g/ml (100 μ l/well) on the streptavidin precoated plate (5 μ g/ml). Dose response curve for Human CD47, hFc Tag with the EC50 of 5.2ng/ml determined by ELISA.