

Mouse SIRP alpha/CD172a Protein, Ultra Low Endotoxin

Cat. No. SRP-MM172-UL

Description

| | |
|-------------------------|---|
| Source | Recombinant Mouse SIRP alpha/CD172a Protein is expressed from HEK293 with His tag at the C-Terminus. It contains Lys32-Asn373. |
| Accession | BAA13520.1 |
| Molecular Weight | The protein has a predicted MW of 39 kDa. Due to glycosylation, the protein migrates to 65-85 kDa based on Bis-Tris PAGE result. |
| Endotoxin | Less than 0.01 EU per µg by the LAL method. |
| Purity | > 95% as determined by Bis-Tris PAGE > 95% as determined by HPLC |

Formulation and Storage

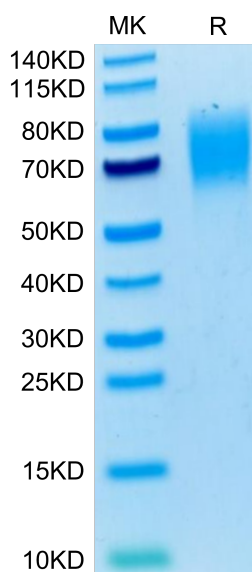
| | |
|-----------------------|---|
| Formulation | Lyophilized from 0.22µm filtered solution in PBS (pH 7.4). Normally 8% trehalose is added as protectant before lyophilization. |
| Reconstitution | Dissolve the lyophilized protein in distilled water. Please refer to the Certificate of Analysis for detailed instructions. |
| Storage | -20 to -80°C for 12 months as supplied from date of receipt. -80°C for 3 months after reconstitution. Recommend to aliquot the protein into smaller quantities for optimal storage. Please minimize freeze-thaw cycles. |

Background

Signal regulatory protein α (SIRP α) is a regulatory membrane glycoprotein from SIRP family expressed mainly by myeloid cells and also by stem cells or neurons. SIRP α acts as inhibitory receptor and interacts with a broadly expressed transmembrane protein CD47 also called the "don't eat me" signal. Cancer cells highly expressed CD47 that activate SIRP α and inhibit macrophage-mediated destruction.

Assay Data

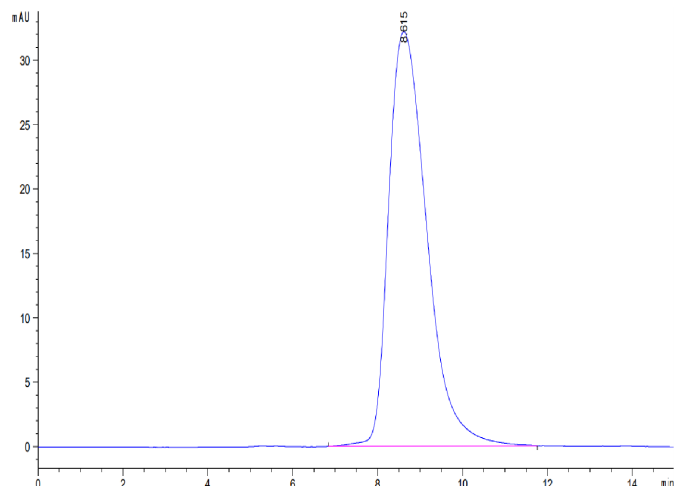
Bis-Tris PAGE



Mouse SIRP alpha on Bis-Tris PAGE under reduced condition. The purity is greater than 95%.

SEC-HPLC

Assay Data

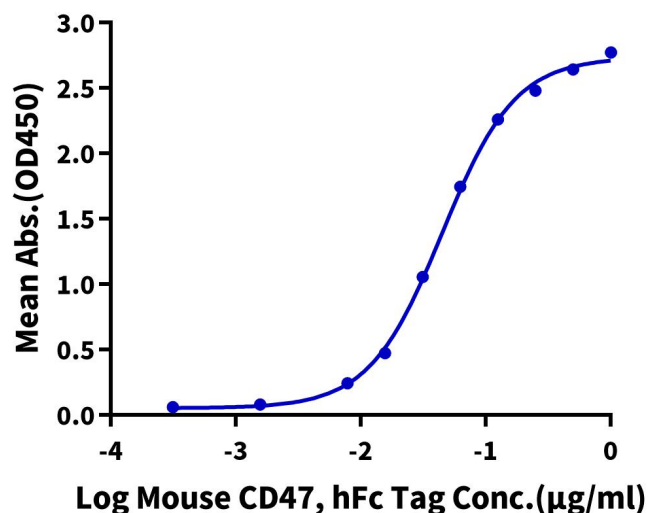


The purity of Mouse SIRP alpha is greater than 95% as determined by SEC-HPLC.

ELISA Data

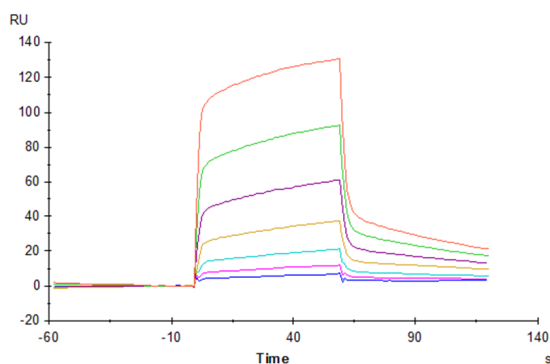
Mouse SIRP alpha, His Tag ELISA

0.2µg Mouse SIRP alpha, His Tag Per Well



Immobilized Mouse SIRP alpha, His Tag at 2µg/ml (100µl/well) on the plate. Dose response curve for Mouse CD47, hFc Tag with the EC50 of 44.8ng/ml determined by ELISA (QC Test).

SPR Data



Mouse SIRP alpha, His Tag immobilized on CM5 Chip can bind Mouse CD47, His Tag with an affinity constant of 1.33 µM as determined in SPR assay (Biacore T200).