

Mouse TIGIT Protein

Cat. No. TIG-MM110

Description

Source	Recombinant Mouse TIGIT Protein is expressed from HEK293 with His tag at the C-Terminus. It contains Gly26-Thr143.
Accession	NP_001139797.1
Molecular Weight	The protein has a predicted MW of 14 kDa. Due to glycosylation, the protein migrates to 25-30 kDa based on Bis-Tris PAGE result.
Endotoxin	Less than 1EU per µg by the LAL method.
Purity	> 95% as determined by Bis-Tris PAGE > 95% as determined by HPLC

Formulation and Storage

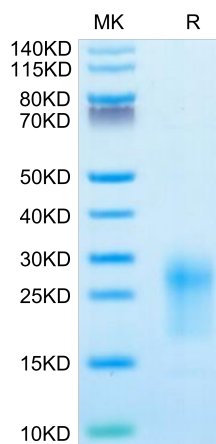
Formulation	Lyophilized from 0.22µm filtered solution in PBS (pH 7.4). Normally 8% trehalose is added as protectant before lyophilization.
Reconstitution	Centrifuge the tube before opening. Reconstituting to a concentration more than 100 µg/ml is recommended. Dissolve the lyophilized protein in distilled water.
Storage	-20 to -80°C for 12 months as supplied from date of receipt. -80°C for 3 months after reconstitution. Recommend to aliquot the protein into smaller quantities for optimal storage. Please minimize freeze-thaw cycles.

Background

TIGIT, also called Vstm3, Vsig9, and WUCAM, is a transmembrane protein in the CD28 family of the Ig superfamily proteins. IGIT is expressed at low levels on peripheral memory and regulatory CD4 T-cells and NK cells and is up-regulated following activation of these cells.

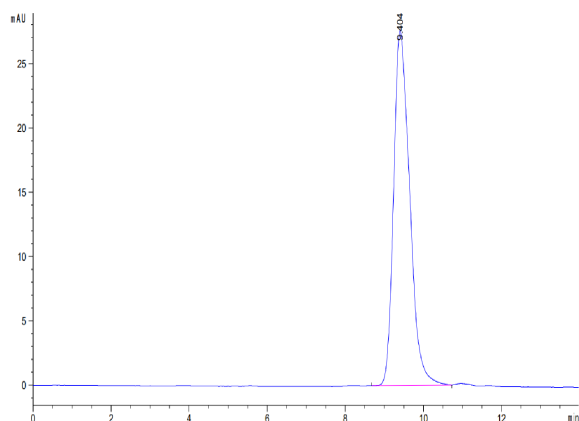
Assay Data

Bis-Tris PAGE



Mouse TIGIT on Bis-Tris PAGE under reduced condition. The purity is greater than 95%.

SEC-HPLC



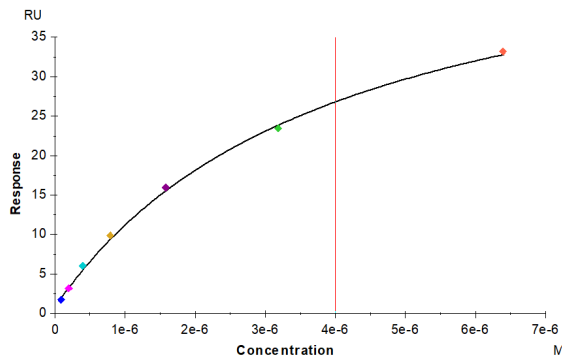
The purity of Mouse TIGIT is greater than 95% as determined by SEC-HPLC.

Mouse TIGIT Protein

Cat. No. TIG-MM110

Assay Data

SPR Data



Mouse CD155, His Tag immobilized on CM5 Chip can bind Mouse TIGIT, His Tag with an affinity constant of 4.00 μ M as determined in SPR assay (Biacore T200).