

Biotinylated Human TRAIL R1/DR4/TNFRSF10A Protein

Cat. No. TRL-HM4R1B

Description

Source	Recombinant Biotinylated Human TRAIL R1/DR4/TNFRSF10A Protein is expressed from HEK293 with His tag and Avi tag at the C-Terminus. It contains Pro34-Asn239.
Accession	O00220
Molecular Weight	The protein has a predicted MW of 24.7 kDa. Due to glycosylation, the protein migrates to 25-30 kDa based on Bis-Tris PAGE result.
Endotoxin	Less than 1EU per µg by the LAL method.
Purity	> 95% as determined by Bis-Tris PAGE > 95% as determined by HPLC

Formulation and Storage

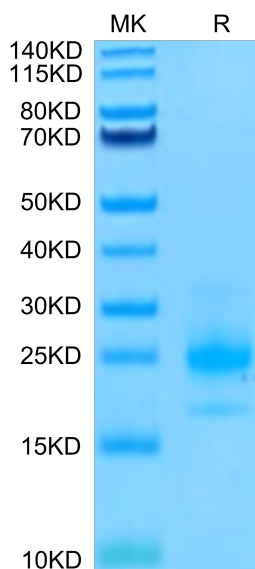
Formulation	Lyophilized from 0.22µm filtered solution in PBS (pH 7.4). Normally 8% trehalose is added as protectant before lyophilization.
Reconstitution	Centrifuge the tube before opening. Reconstituting to a concentration more than 100 µg/ml is recommended. Dissolve the lyophilized protein in distilled water.
Storage	-20 to -80°C for 12 months as supplied from date of receipt. -80°C for 3-6 months after reconstitution. 2-8°C for 2-7 days after reconstitution. Recommend to aliquot the protein into smaller quantities for optimal storage. Please minimize freeze-thaw cycles.

Background

Tumor necrosis factor receptor superfamily member 10A (TNFRSF10A) is also known as TNF-related apoptosis-inducing ligand receptor 1 (TRAIL-R1), Death receptor 4 (DR4), CD261 and APO2, which belongs to TNF superfamily. The expression of apoptosis-inducing TRAIL-R1 and TRAIL-R2 and of the decoy receptors TRAIL-R3 and TRAIL-R4 was systematically studied in all developmental stages of peripheral B cells isolated from the blood and secondary lymphoid organs. Expression of TRAIL-Rs is modulated along development, with highest levels observed in germinal center B cells.

Assay Data

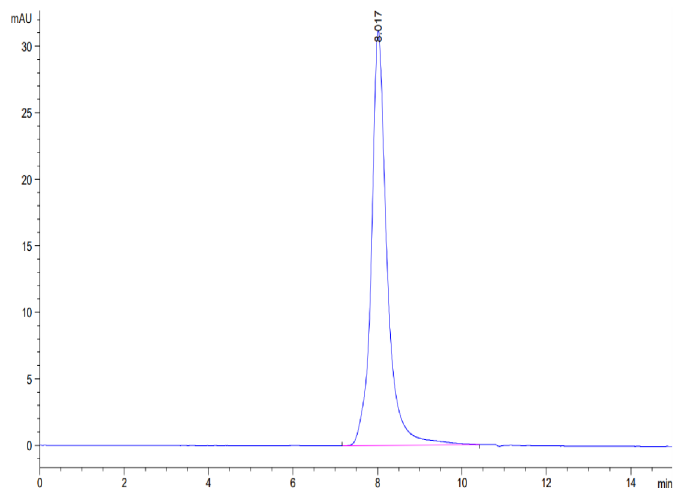
Bis-Tris PAGE



Biotinylated Human TRAIL R1 on Bis-Tris PAGE under reduced conditions. The purity is greater than 95%.

SEC-HPLC

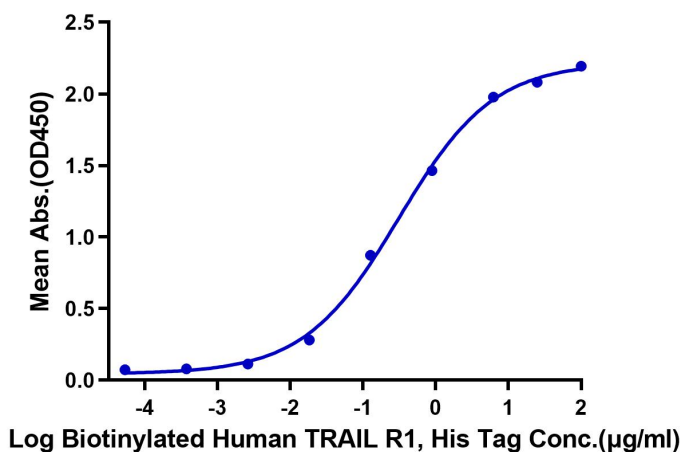
Assay Data



The purity of Biotinylated Human TRAIL R1 is greater than 95% as determined by SEC-HPLC.

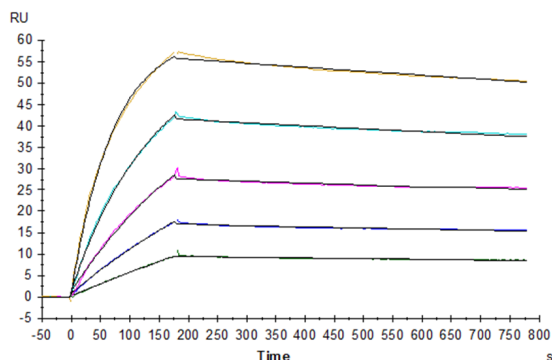
ELISA Data

Biotinylated Human TRAIL R1, His Tag ELISA
0.5µg Human TRAIL, No Tag Per Well



Immobilized Human TRAIL, No Tag at 5µg/ml (100µl/well) on the plate. Dose response curve for Biotinylated Human TRAIL R1, His Tag with the EC50 of 0.31µg/ml determined by ELISA (QC Test).

SPR Data



Biotinylated Human TRAIL R1, His-Avi Tag immobilized on CM5 Chip can bind Human TRAIL, No Tag with an affinity constant of 0.315 nM as determined in SPR assay (Biacore T200).