

Biotinylated Human TRAIL R2/DR5/TNFRSF10B Protein

Cat. No. TRL-HM4R2B

Description

Source	Recombinant Biotinylated Human TRAIL R2/DR5/TNFRSF10B Protein is expressed from HEK293 with His tag and Avi tag at the C-Terminus. It contains Ile56-Glu182.
Accession	O14763-1
Molecular Weight	The protein has a predicted MW of 17.2 kDa. Due to glycosylation, the protein migrates to 20-25 kDa based on Bis-Tris PAGE result.
Endotoxin	Less than 1EU per µg by the LAL method.
Purity	> 95% as determined by Bis-Tris PAGE > 95% as determined by HPLC

Formulation and Storage

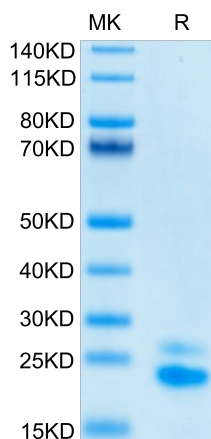
Formulation	Lyophilized from 0.22µm filtered solution in PBS (pH 7.4). Normally 8% trehalose is added as protectant before lyophilization.
Reconstitution	Centrifuge the tube before opening. Reconstituting to a concentration more than 100 µg/ml is recommended. Dissolve the lyophilized protein in distilled water.
Storage	-20 to -80°C for 12 months as supplied from date of receipt. -80°C for 3 months after reconstitution. Recommend to aliquot the protein into smaller quantities for optimal storage. Please minimize freeze-thaw cycles.

Background

DR5, also called TRAIL R2, TRICK 2, TNFRSF10B, and MK is a type 1 TNF R superfamily, membrane protein which is a receptor for TRAIL (APO2 ligand). DR5 is a receptor for the cytotoxic ligand TNFSF10/TRAIL. The resulting death-inducing signaling complex (DISC) performs caspase-8 proteolytic activation which initiates the subsequent cascade of caspases (aspartate-specific cysteine proteases) mediating apoptosis.

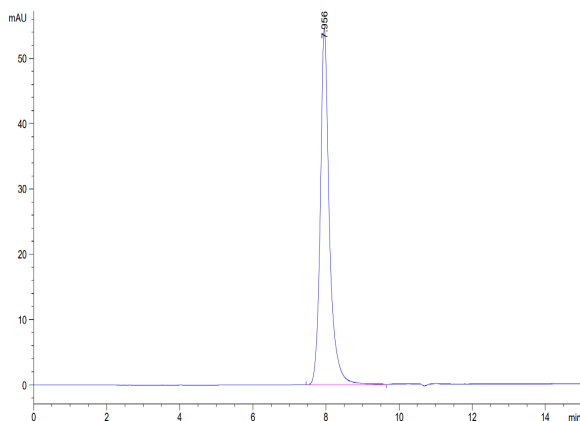
Assay Data

Bis-Tris PAGE



Biotinylated Human TRAIL R2 on Bis-Tris PAGE under reduced conditions. The purity is greater than 95%.

SEC-HPLC



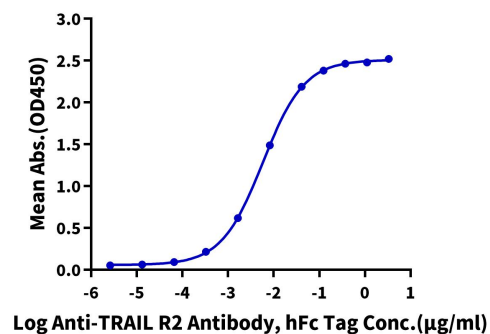
The purity of Biotinylated Human TRAIL R2 is greater than 95% as determined by SEC-HPLC.

Assay Data

ELISA Data

Biotinylated Human TRAIL R2, His Tag ELISA

0.05µg Biotinylated Human TRAIL R2, His Tag Per Well



Immobilized Biotinylated Human TRAIL R2, His Tag at 0.5µg/ml (100µl/well) on the streptavidin precoated plate (5µg/ml). Dose response curve for Anti-TRAIL R2 Antibody, hFc Tag with the EC50 of 5.8ng/ml determined by ELISA.