

Human TROP-2/TACSTD2 Protein, Ultra Low Endotoxin



Cat. No. TRP-HM121-UL

Description

Source	Recombinant Human TROP-2/TACSTD2 Protein is expressed from HEK293 with His tag at the C-terminus. It contains His27-Thr274.
Accession	P09758
Molecular Weight	The protein has a predicted MW of 28.9 kDa. Due to glycosylation, the protein migrates to 40-60 kDa based on Bis-Tris PAGE result.
Endotoxin	Less than 0.01 EU per µg by the LAL method.
Purity	> 95% as determined by Bis-Tris PAGE > 95% as determined by HPLC

Formulation and Storage

Formulation	Lyophilized from 0.22 µm filtered solution in PBS (pH 7.4). Normally 8% trehalose is added as protectant before lyophilization.
Reconstitution	Dissolve the lyophilized protein in distilled water. Please refer to the Certificate of Analysis for detailed instructions.
Storage	-20 to -80°C for 12 months as supplied from date of receipt. -80°C for 3 months after reconstitution. Recommend to aliquot the protein into smaller quantities for optimal storage. Please minimize freeze-thaw cycles.

Background

Trop-2, also known as epithelial glycoprotein-1 antigen (EGP-1), is a protein that in humans is encoded by the TACSTD2 gene. Mutations of this gene result in gelatinous drop-like corneal dystrophy, an autosomal recessive disorder characterized by severe corneal amyloidosis leading to blindness.

Assay Data

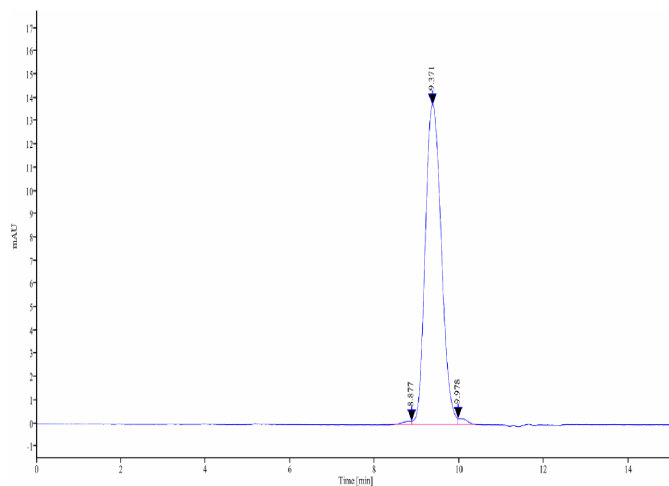
Bis-Tris PAGE



Human TROP-2 on Bis-Tris PAGE under reduced condition. The purity is greater than 95%.

SEC-HPLC

Assay Data

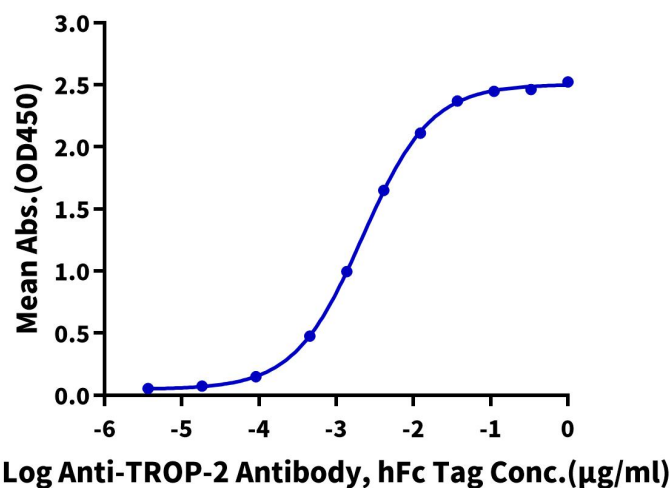


The purity of Human TROP-2 is greater than 95% as determined by SEC-HPLC.

ELISA Data

Human TROP-2, His Tag ELISA

0.05µg Human TROP-2, His Tag Per Well

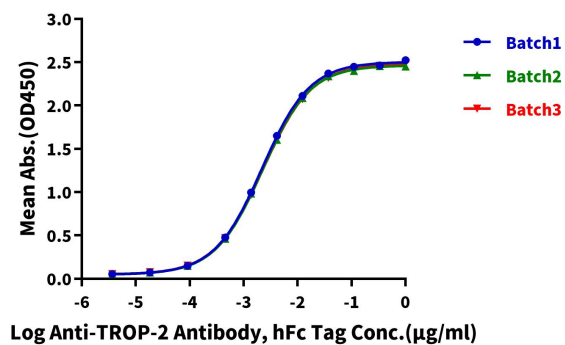


Immobilized Human TROP-2, His Tag at 0.5 µg/ml (100 µl/Well). Dose response curve for Anti-TROP-2 Antibody, hFc Tag with the EC50 of 2.2 ng/ml determined by ELISA (QC Test).

Batch to Batch Consistency

Human TROP-2, His Tag ELISA

0.05µg Human TROP-2, His Tag Per Well



Immobilized Human TROP-2, His Tag at 0.5 µg/ml (100 µl/Well). Dose response curve for Anti-TROP-2 Antibody, hFc Tag with the EC50 of 2.2/2.2/2.3 ng/ml determined by ELISA.