

Cynomolgus TSLPR Protein, Ultra Low Endotoxin

Cat. No. TSP-CM10R-UL

Description	
Source	Recombinant Cynomolgus TSLPR Protein is expressed from HEK293 with His tag at the C-Terminus. It contains Gln23-Lys231.
Accession	XP_045239630.1
Molecular Weight	The protein has a predicted MW of 25.42 kDa. Due to glycosylation, the protein migrates to 42-52 kDa based on Bis-Tris PAGE result.
Endotoxin	Less than 0.01 EU per µg by the LAL method.
Purity	> 95% as determined by Bis-Tris PAGE > 95% as determined by HPLC

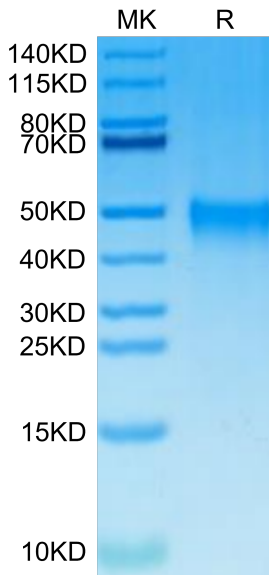
Formulation and Storage	
Formulation	Lyophilized from 0.22µm filtered solution in PBS (pH 7.4). Normally 8% trehalose is added as protectant before lyophilization.
Reconstitution	Dissolve the lyophilized protein in distilled water. Please refer to the Certificate of Analysis for detailed instructions.
Storage	-20 to -80°C for 12 months as supplied from date of receipt. -80°C for 3 months after reconstitution. Recommend to aliquot the protein into smaller quantities for optimal storage. Please minimize freeze-thaw cycles.

Background

Thymic stromal lymphopoietin (TSLP) is an interleukin-7 (IL-7) like cytokine, which plays an important role in the regulation of immune responses to allergens. TSLP binds to a heterodimeric receptor complex composed of the IL-7 receptor alpha chain (IL-7Ralpha) and the TSLP receptor (TSLPR, also known as CRLF2).

Assay Data

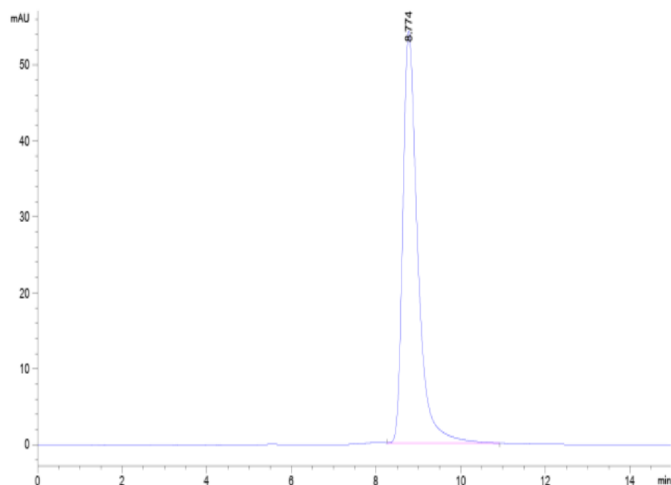
Bis-Tris PAGE



Cynomolgus TSLPR on Bis-Tris PAGE under reduced condition. The purity is greater than 95%.

SEC-HPLC

Assay Data

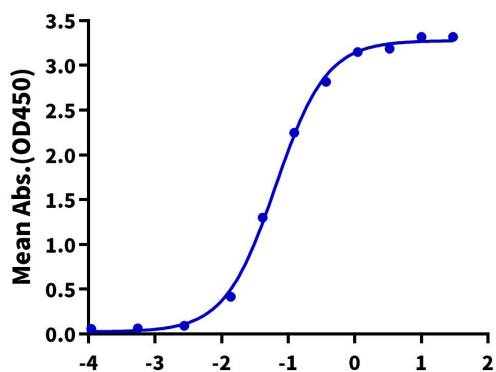


The purity of Cynomolgus TSLPR is greater than 95% as determined by SEC-HPLC.

ELISA Data

Cynomolgus TSLPR, His Tag ELISA

0.2µg Cynomolgus TSLPR, His Tag Per Well

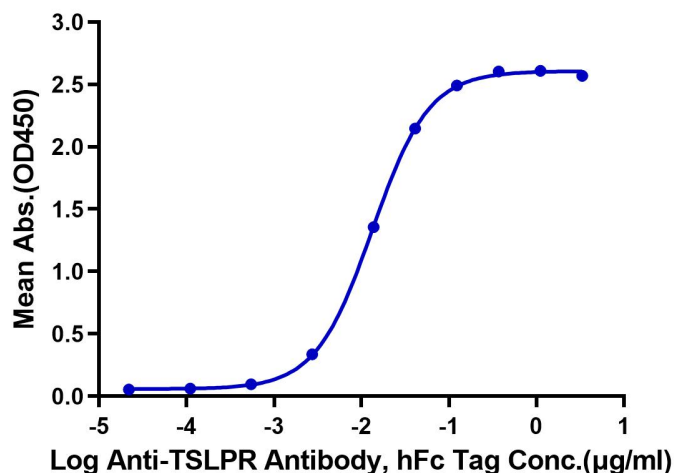


Immobilized Cynomolgus TSLPR, His Tag at 2µg/ml (100µl/well) on the plate. Dose response curve for Biotinylated Cynomolgus TSLP, His Tag with the EC50 of 64.7ng/ml determined by ELISA.

Log Biotinylated Cynomolgus TSLP, His Tag Conc.(µg/ml)

Cynomolgus TSLPR, His Tag ELISA

0.05µg Cynomolgus TSLPR, His Tag Per Well



Immobilized Cynomolgus TSLPR, His Tag at 0.5µg/ml (100µl/well) on the plate. Dose response curve for Anti-TSLPR Antibody, hFc Tag with the EC50 of 13.3ng/ml determined by ELISA.

Log Anti-TSLPR Antibody, hFc Tag Conc.(µg/ml)