

Human VEGF121 Protein

Cat. No. VEG-HM021



Description

Source	Recombinant Human VEGF121 Protein is expressed from HEK293 without tag. It contains Ala27-Arg147.
Accession	P15692-9
Molecular Weight	The protein has a predicted MW of 14.07 kDa. Due to glycosylation, the protein migrates to 15-25 kDa based on Bis-Tris PAGE result.
Endotoxin	Less than 1EU per μg by the LAL method.
Purity	> 95% as determined by Bis-Tris PAGE > 90% as determined by HPLC

Formulation and Storage

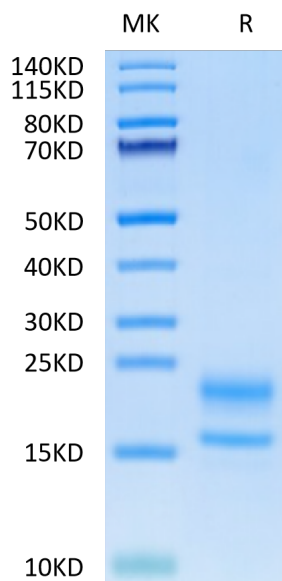
Formulation	Lyophilized from 0.22 μm filtered solution in PBS (pH 7.4). Normally 8% trehalose is added as protectant before lyophilization.
Reconstitution	Centrifuge the tube before opening. Reconstituting to a concentration more than 100 $\mu\text{g}/\text{ml}$ is recommended. Dissolve the lyophilized protein in distilled water.
Storage	-20 to -80°C for 12 months as supplied from date of receipt. -80°C for 3 months after reconstitution. Recommend to aliquot the protein into smaller quantities for optimal storage. Please minimize freeze-thaw cycles.

Background

Vascular endothelial growth factor (VEGF or VEGF-A), also known as vascular permeability factor (VPF), is a potent mediator of both angiogenesis and vasculogenesis in the fetus and adult. VEGF165 appears to be the most abundant and potent isoform, followed by VEGF121 and VEGF189.

Assay Data

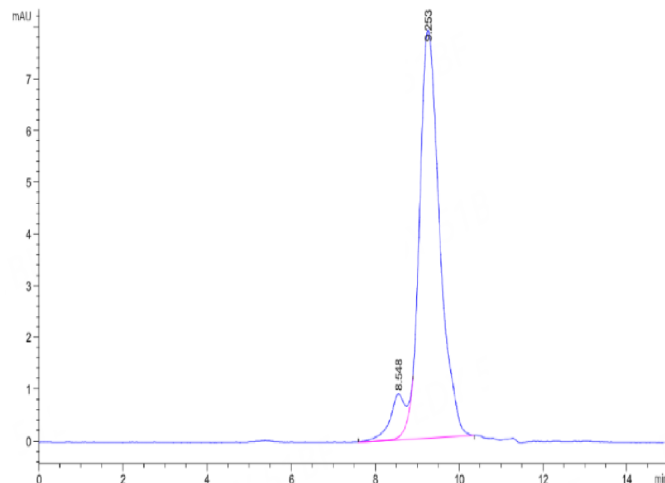
Bis-Tris PAGE



Human VEGF121 on Bis-Tris PAGE under reduced condition. The purity is greater than 95%.

SEC-HPLC

Assay Data

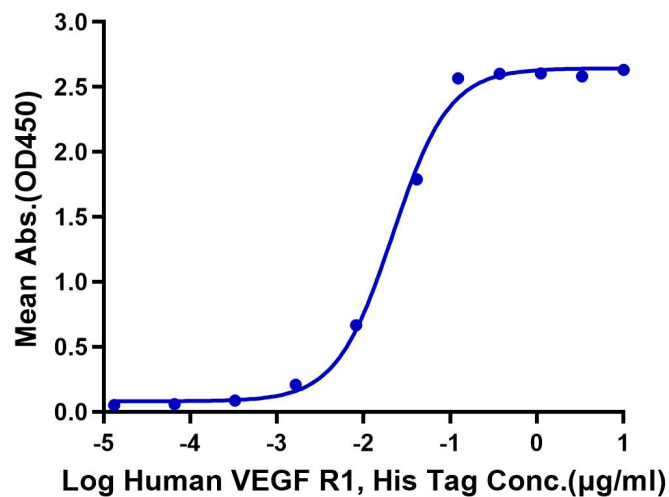


The purity of Human VEGF121 Protein is greater than 90% as determined by SEC-HPLC.

ELISA Data

Human VEGF121, No Tag ELISA

0.05µg Human VEGF121, No Tag Per Well



Immobilized Human VEGF121, No Tag at 0.5µg/ml (100µl/well) on the plate. Dose response curve for Human VEGF R1, His Tag with the EC50 of 21.7ng/ml determined by ELISA.