

Human VEGF165 Protein, Ultra Low Endotoxin



Cat. No. VEG-HM065-UL

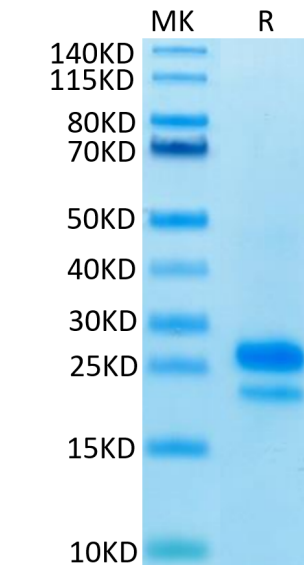
Description	
Source	Recombinant Human VEGF165 Protein is expressed from HEK293 without tag. It contains Ala27-Arg191.
Accession	P15692-4
Molecular Weight	The protein has a predicted MW of 19.2 kDa. Due to glycosylation, the protein migrates to 20-30 kDa based on Bis-Tris PAGE result.
Endotoxin	Less than 0.01 EU per µg by the LAL method.
Purity	> 95% as determined by Bis-Tris PAGE > 95% as determined by HPLC

Formulation and Storage	
Formulation	Lyophilized from 0.22µm filtered solution in PBS (pH 7.4). Normally 8% trehalose is added as protectant before lyophilization.
Reconstitution	Dissolve the lyophilized protein in distilled water. Please refer to the Certificate of Analysis for detailed instructions.
Storage	-20 to -80°C for 12 months as supplied from date of receipt. -80°C for 3 months after reconstitution. Recommend to aliquot the protein into smaller quantities for optimal storage. Please minimize freeze-thaw cycles.

Background	
Human papillomavirus (HPV) infection is an established risk factor for cervical carcinogenesis. VEGF165 was significantly higher, whereas VEGFC and VEGFD were significantly lower in malignant cervical carcinoma tissues as compared to normal cervix tissues. Expression levels of VEGF121 and VEGFC were significantly associated with type of tumor growth while VEGF165 was significantly associated with lymph node metastasis.	

Assay Data

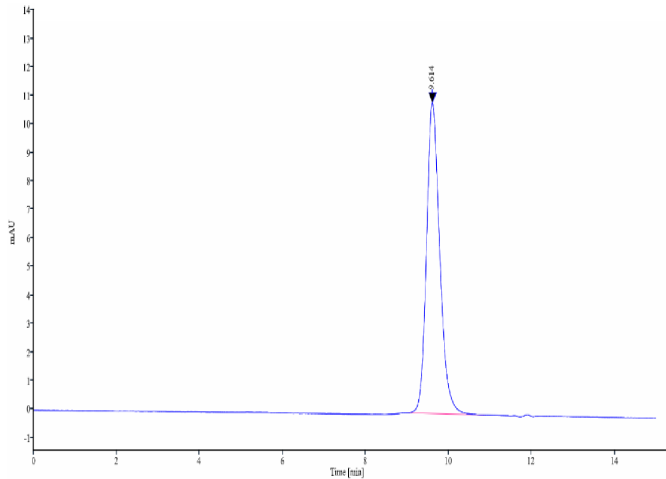
Bis-Tris PAGE



Human VEGF165 on Bis-Tris PAGE under reduced condition. The purity is greater than 95%.

SEC-HPLC

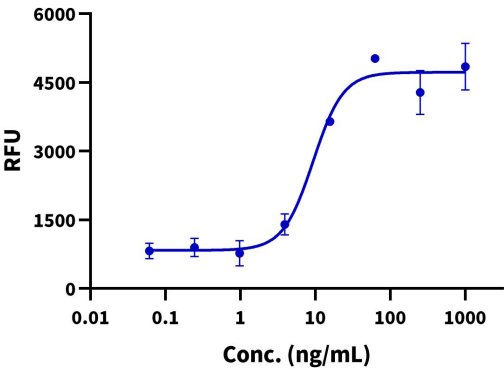
Assay Data



The purity of Human VEGF165 is greater than 95% as determined by SEC-HPLC.

Cell Based Assay

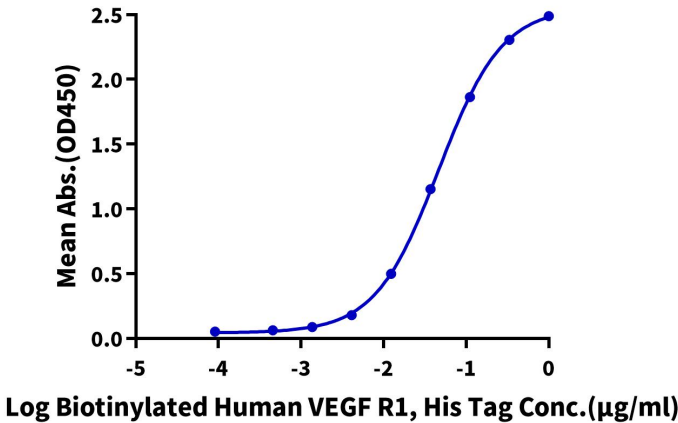
Recombinant Human VEGF165 Bioactivity



Measured by a reporter gene assay using HEK293T-KDR-NFAT Cell line. The ED50 for this effect is < 10 ng/mL (QC Test).

ELISA Data

Human VEGF165, No Tag ELISA
0.1µg Human VEGF165, No Tag Per Well

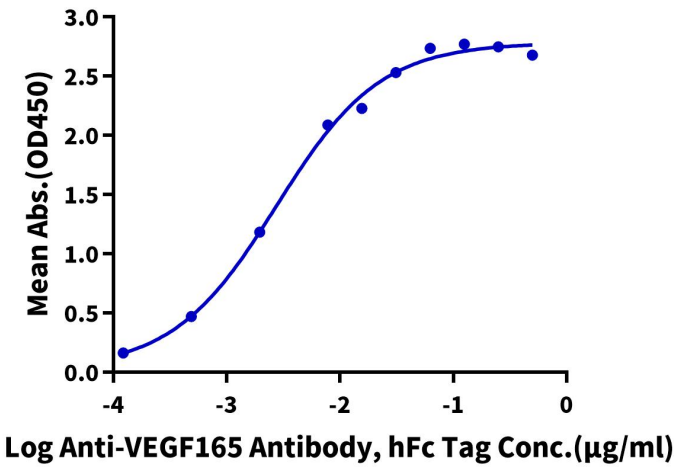


Immobilized Human VEGF165 at 1µg/ml (100µl/well) on the plate. Dose response curve for Biotinylated Human VEGFR1, His Tag with the EC50 of 46.4ng/ml determined by ELISA (QC Test).

Assay Data

Human VEGF165, No Tag ELISA

0.1µg Human VEGF165, No Tag Per Well

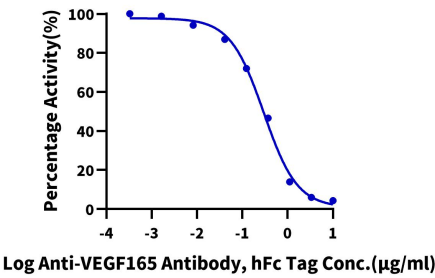


Immobilized Human VEGF165, No Tag at 1µg/ml (100µl/well) on the plate. Dose response curve for Anti-VEGF165 Antibody, hFc Tag with the EC50 of 2.7ng/ml determined by ELISA.

Blocking Data

Inhibition of Human VEGF165 and Biotinylated VEGF R2 Binding

0.1µg Human VEGF165, No Tag Per Well



Serial dilutions of Anti-VEGF165 Antibody were added into Human VEGF165, No Tag: Biotinylated Human VEGF R2, His Avi Tag binding reactions. The half maximal inhibitory concentration (IC50) is 0.30µg/ml.