

# Human VEGF-C/Flt4-L Protein

Cat. No. VEG-HM4F1

## Description

<b>Source</b>	Recombinant Human VEGF-C/Flt4-L Protein is expressed from HEK293 with His tag and Avi tag at the C-Terminus. It contains Thr103-Arg227.
<b>Accession</b>	Q6FH59
<b>Molecular Weight</b>	The protein has a predicted MW of 17.1 kDa. Due to glycosylation, the protein migrates to 23-30 kDa based on Bis-Tris PAGE result.
<b>Endotoxin</b>	Less than 1EU per µg by the LAL method.
<b>Purity</b>	> 95% as determined by Bis-Tris PAGE

## Formulation and Storage

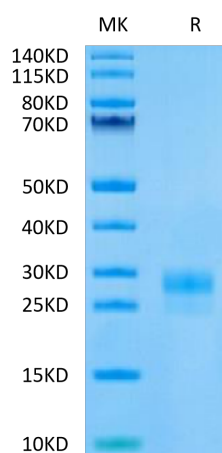
<b>Formulation</b>	Lyophilized from 0.22µm filtered solution in 50mM MES, 150mM NaCl (pH 6.0). Normally 8% trehalose is added as protectant before lyophilization.
<b>Reconstitution</b>	Centrifuge the tube before opening. Reconstituting to a concentration more than 100 µg/ml is recommended. Dissolve the lyophilized protein in 50mM MES, 150mM NaCl (pH 6.0).
<b>Storage</b>	-20 to -80°C for 12 months as supplied from date of receipt. -80°C for 3 months after reconstitution. Recommend to aliquot the protein into smaller quantities for optimal storage. Please minimize freeze-thaw cycles.

## Background

the lymphangiogenic factors vascular endothelial growth factor C (VEGFC) and VEGFD are cleaved by thrombin and plasmin, serine proteases generated during hemostasis and wound healing. Genetic studies reveal that platelet enhancement of lymphatic growth after wounding is dependent on the release of VEGFC, but not VEGFD, a finding consistent with high expression of VEGFC in both platelets and avian thrombocytes.

## Assay Data

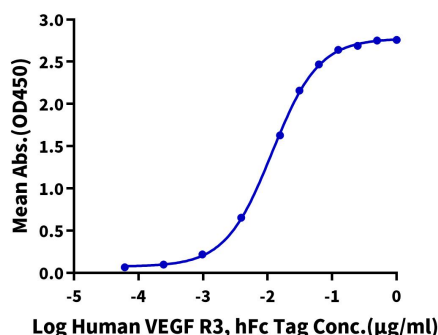
### Bis-Tris PAGE



Human VEGF-C on Bis-Tris PAGE under reduced (R) condition. The purity is greater than 95%.

### ELISA Data

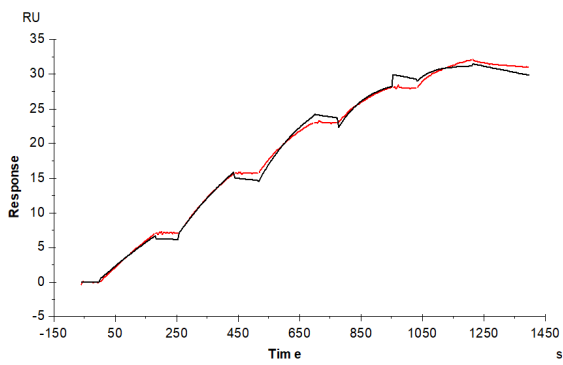
**Human VEGF-C, His Tag ELISA**  
0.1µg Human VEGF-C, His Tag Per Well



Immobilized Human VEGF-C, His Tag at 1µg/ml (100µl/well) on the plate. Dose response curve for Human VEGF R3, hFc Tag with the EC50 of 11.7ng/ml determined by ELISA (QC Test).

Assay Data

SPR Data



Human VEGF R3, His Tag immobilized on CM5 Chip can bind Human VEGF-C, His Tag with an affinity constant of 0.29 nM as determined in SPR assay (Biacore T200).