

# Biotinylated Human VEGF R2/KDR Protein

Cat. No. VGF-HM4R2B

Description	
Source	Recombinant Biotinylated Human VEGF R2/KDR Protein is expressed from Expi293 with His tag and Avi tag at the C-terminal. It contains Ala20-Glu764.
Accession	P35968-1
Molecular Weight	The protein has a predicted MW of 86.2 kDa. Due to glycosylation, the protein migrates to 115-140 kDa based on Tris-Bis PAGE result.
Endotoxin	Less than 1EU per µg by the LAL method.
Purity	> 95% as determined by Tris-Bis PAGE > 95% as determined by HPLC

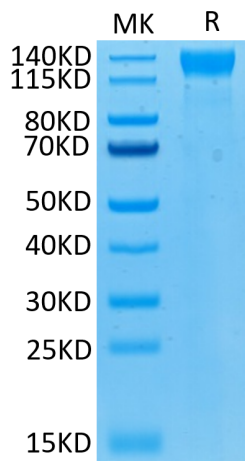
Formulation and Storage	
Formulation	Lyophilized from 0.22µm filtered solution in PBS (pH 7.4). Normally 5% trehalose is added as protectant before lyophilization.
Reconstitution	Centrifuge tubes before opening. Reconstituting to a concentration more than 100 µg/ml is recommended. Dissolve the lyophilized protein in distilled water.
Storage	-20 to -80°C for 12 months as supplied from date of receipt. -20 to -80°C for 3-6 months in unopened state after reconstitution. 2-8°C for 2-7 days after reconstitution. Recommend to aliquot the protein into smaller quantities for optimal storage. Please avoid freeze-thaw cycles.

**Background**

Tyrosine-protein kinase that acts as a cell-surface receptor for VEGFA, VEGFB and PGF, and plays an essential role in the development of embryonic vasculature, the regulation of angiogenesis, cell survival, cell migration, macrophage function, chemotaxis, and cancer cell invasion. The tyrosine kinase receptor vascular endothelial growth factor receptor 2 (VEGFR2) is a key regulator of angiogenesis.

## Assay Data

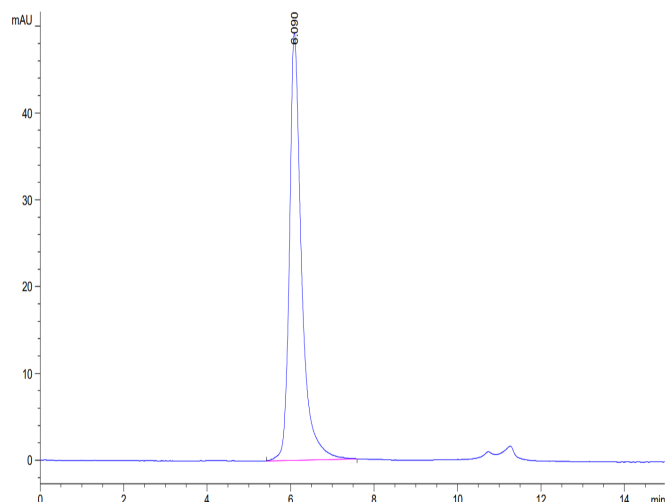
### Tris-Bis PAGE



Biotinylated Human VEGF R2 on Tris-Bis PAGE under reduced condition. The purity is greater than 95%.

### SEC-HPLC

Assay Data

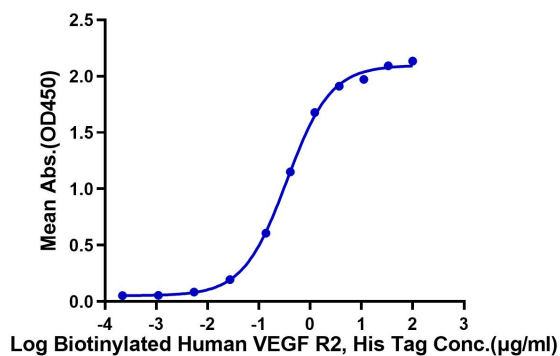


The purity of Biotinylated Human VEGF R2 is greater than 95% as determined by SEC-HPLC.

ELISA Data

**Biotinylated Human VEGF R2, His Tag ELISA**

0.05µg Anti-VEGF R2 Antibody, hFc Tag Per Well

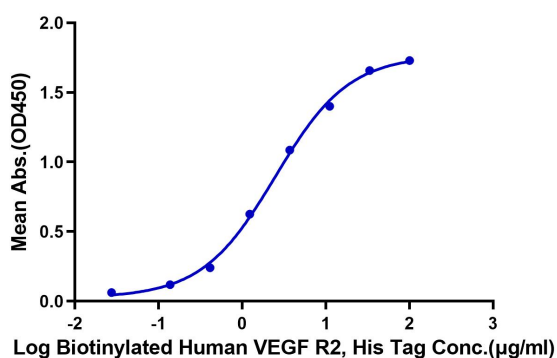


Immobilized Anti-VEGF R2 Antibody, hFc Tag at 0.5µg/ml (100µl/well) on the plate. Dose response curve for Biotinylated Human VEGF R2, His Tag with the EC50 of 0.35µg/ml determined by ELISA.

ELISA Data

**Biotinylated Human VEGF R2, His Tag ELISA**

0.1µg Human VEGF165, No Tag Per Well



Immobilized Human VEGF165, No Tag at 1µg/ml (100µl/Well) on the plate. Dose response curve for Biotinylated Human VEGF R2, HisTag with the EC50 of 2.5µg/ml determined by ELISA.