

Human VEGF R3/FLT4 Protein, Ultra Low Endotoxin



Cat. No. VGF-HM4R3-UL

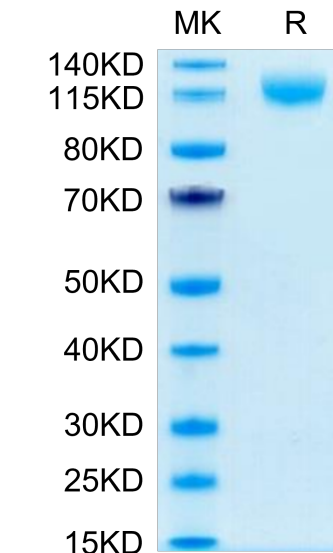
Description	
Source	Recombinant Human VEGF R3/FLT4 Protein is expressed from HEK293 with His tag and Avi tag at the C-Terminus. It contains Tyr25-Ile776.
Accession	P35916-1
Molecular Weight	The protein has a predicted MW of 87.4 kDa. Due to glycosylation, the protein migrates to 110-130 kDa based on Bis-Tris PAGE result.
Endotoxin	Less than 0.01 EU per µg by the LAL method.
Purity	> 95% as determined by Bis-Tris PAGE > 95% as determined by HPLC

Formulation and Storage	
Formulation	Lyophilized from 0.22µm filtered solution in PBS (pH 7.4). Normally 8% trehalose is added as protectant before lyophilization.
Reconstitution	Dissolve the lyophilized protein in distilled water. Please refer to the Certificate of Analysis for detailed instructions.
Storage	-20 to -80°C for 12 months as supplied from date of receipt.-80°C for 3 months after reconstitution.Recommend to aliquot the protein into smaller quantities for optimal storage. Please minimize freeze-thaw cycles.

Background	
Vascular endothelial growth factor (VEGF) and its receptors VEGF-R1, -R2 and -R3 play important roles in tumor angiogenesis and are associated with poor prognosis in several solid tumors.VEGF-R1, -R2 and -R3 were highly expressed in CRC cells and stromal vessels. VEGF-R1 strong positive staining correlated with shorter survival after CRC surgery.	

Assay Data

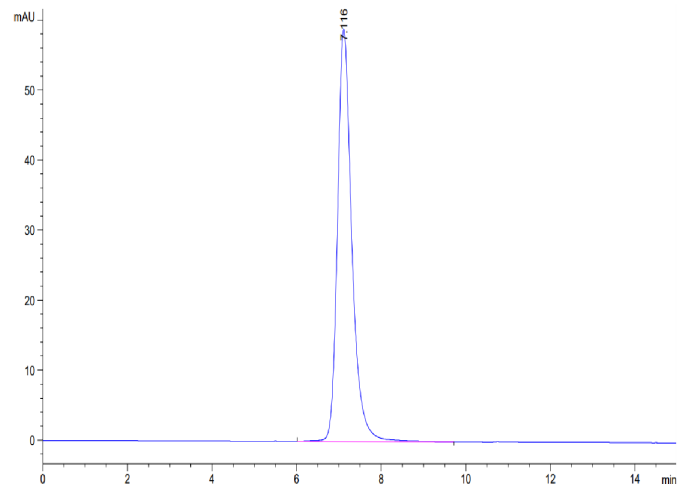
Bis-Tris PAGE



Human VEGF R3 on Bis-Tris PAGE under reduced condition. The purity is greater than 95%.

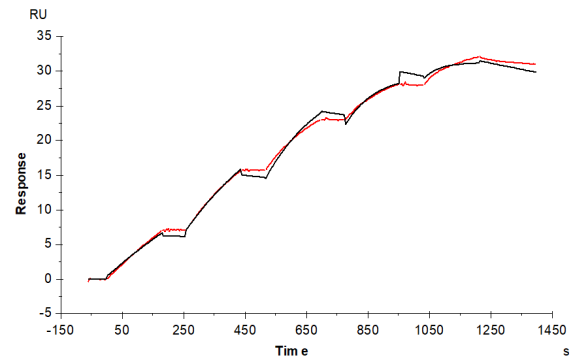
SEC-HPLC

Assay Data



The purity of Human VEGF R3 is greater than 95% as determined by SEC-HPLC.

SPR Data



Human VEGF R3, His Tag immobilized on CM5 Chip can bind Human VEGF-C, His Tag with an affinity constant of 0.29 nM as determined in SPR assay (Biacore T200).