

Biotinylated Human VEGF R3/FLT4 Protein

Cat. No. VGF-HM4R3B

Description

Source	Recombinant Biotinylated Human VEGF R3/FLT4 Protein is expressed from HEK293 with His tag and Avi tag at the C-Terminus. It contains Tyr25-Ile776.
Accession	P35916-1
Molecular Weight	The protein has a predicted MW of 87.4 kDa. Due to glycosylation, the protein migrates to 115-130 kDa based on Bis-Tris PAGE result.
Endotoxin	Less than 1EU per µg by the LAL method.
Purity	> 95% as determined by Bis-Tris PAGE > 95% as determined by HPLC

Formulation and Storage

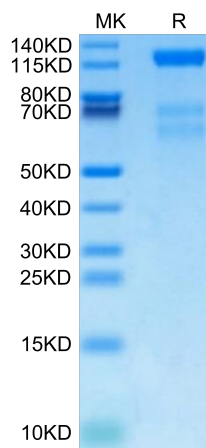
Formulation	Lyophilized from 0.22µm filtered solution in PBS (pH 7.4). Normally 8% trehalose is added as protectant before lyophilization.
Reconstitution	Centrifuge the tube before opening. Reconstituting to a concentration more than 100 µg/ml is recommended. Dissolve the lyophilized protein in distilled water.
Storage	-20 to -80°C for 12 months as supplied from date of receipt. -80°C for 3 months after reconstitution. Recommend to aliquot the protein into smaller quantities for optimal storage. Please minimize freeze-thaw cycles.

Background

Vascular endothelial growth factor (VEGF) and its receptors VEGF-R1, -R2 and -R3 play important roles in tumor angiogenesis and are associated with poor prognosis in several solid tumors. VEGF-R1, -R2 and -R3 were highly expressed in CRC cells and stromal vessels. VEGF-R1 strong positive staining correlated with shorter survival after CRC surgery.

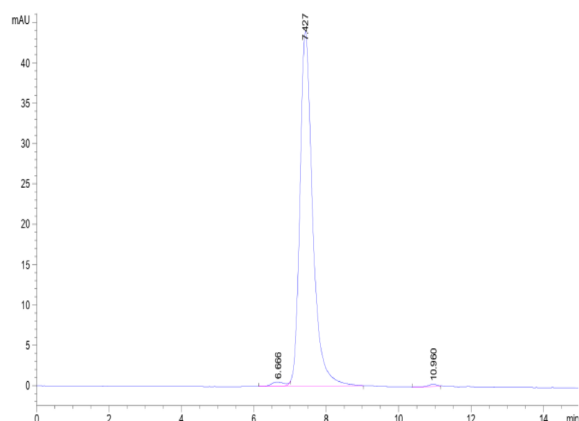
Assay Data

Bis-Tris PAGE



Biotinylated Human VEGF R3 on Bis-Tris PAGE under reduced condition. The purity is greater than 95%.

SEC-HPLC



The purity of Biotinylated Human VEGF R3 is greater than 95% as determined by SEC-HPLC.

Biotinylated Human VEGF R3/FLT4 Protein

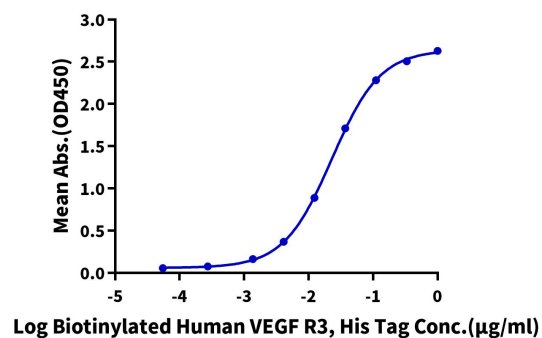
Cat. No. VGF-HM4R3B

Assay Data

ELISA Data

Biotinylated Human VEGF R3, His Tag ELISA

0.5µg Human VEGF-C, His Tag Per Well



Immobilized Human VEGF-C, His Tag at 5µg/ml (100µl/Well) on the plate. Dose response curve for Biotinylated Human VEGF R3, His Tag with the EC50 of 23.0ng/ml determined by ELISA.